



Information Paper Series

Rebasing of the Consumer Price Index (2024 as Base Year)

ISSN 2591-7544
www.singstat.gov.sg

information paper
on
price statistics

REBASING OF THE CONSUMER PRICE INDEX (CPI)
(2024 as Base Year)

Singapore Department of Statistics
February 2025

Papers in this Information Paper Series are intended to inform and clarify conceptual and methodological changes and improvements in official statistics. The views expressed are based on the latest methodological developments in the international statistical community. Statistical estimates presented in the papers are based on new or revised official statistics compiled from the best available data. Comments and suggestions are welcome.

© Singapore Department of Statistics. All rights reserved.

Please direct enquiries on this information paper to:

Consumer Price Indices Section
Prices Division
Singapore Department of Statistics
Tel : 6332 7321 / 6332 9046 / 6332 8640
Email : info@singstat.gov.sg

Reproducing or quoting any part of this publication is permitted, provided this publication is accredited as the source. Please refer to the SingStat Website Terms of Use (<http://www.singstat.gov.sg/terms-of-use>) for more details on the conditions of use of this publication.

Our Vision

National Statistical Service of Quality, Integrity and Expertise

Our Mission

We deliver Insightful Statistics and Trusted Statistical Services that
Empower Decision Making

Our Guiding Principles

- | | |
|--------------------------------------------|----------------------------------------------------------------------------------------------------------------------------------------------------------------------|
| Professionalism
& Expertise | <i>We adhere to professional ethics and develop statistical competency to produce quality statistics that comply with international concepts and best practices.</i> |
| Relevance
& Reliability | <i>We produce statistics that users need and trust.</i> |
| Accessibility | <i>We facilitate ease of access to our statistics through user-friendly platforms.</i> |
| Confidentiality | <i>We protect the confidentiality of individual information collected by us.</i> |
| Timeliness | <i>We disseminate statistics at the earliest possible date while maintaining data quality.</i> |
| Innovation | <i>We constantly seek ways to improve our processes, leveraging on new technology, to deliver better products and services to users.</i> |
| Collaboration | <i>We engage users on data needs, data providers and respondents on supply of data, and undertake the role of national statistical coordination.</i> |
| Effectiveness | <i>We optimise resource utilisation, leveraging on administrative and alternative data sources to ease respondent burden.</i> |

CONTENTS

I	Introduction	1
II	What is the CPI?	1
III	Methodology and Coverage of the CPI	5
IV	Types of Data Required for the Compilation of the CPI	7
V	The CPI with 2024 as Base Year	8
VI	Compilation of the CPI	14
VII	Linking of Historical Series	17
VIII	Data Dissemination	18

GLOSSARY

APPENDIX

What is Consumer Price Index (CPI)?

The CPI is designed to measure the **average price changes** of a **fixed basket** of consumption goods and services **commonly purchased** by resident households over time.

Prices of 6,800 goods & services are collected from 4,500 outlets

Prices are collected from a **wide range of retailers and service providers** commonly patronised by households.

- Prices are obtained via
- ▶ **postal/ email enquiries**
 - ▶ **electronic returns**
 - ▶ **web-scraping/ application programming interfaces (APIs)**
 - ▶ **administrative data**

Prices of goods and services that **are more prone to fluctuations** (e.g., perishable food items such as fish, seafood and vegetables) are collected more frequently to obtain more reliable estimates of price changes.

Prices of perishable food items are collected by field interviewers.

Other items are surveyed **monthly, quarterly, half-yearly, yearly** or as and when prices change.



The CPI accounts for 'Shrinkflation'

Products priced in the CPI basket may change in terms of quantity or packaging size over time. When a **smaller quantity of a product is sold for the same price**, there is an implicit price increase. This is known as **'Shrinkflation'**, where consumers are paying the same amount but getting less.

Example:

Such changes are factored into the computation of the CPI where possible, by adjusting the price data of the items on the basis of a **fixed unit of measurement** (e.g., price per 100g).

The resulting price movement is reflected in the CPI as a **pure price change**.




A price change of **25%** will be reflected in the CPI.

The CPI weights are derived from the Household Expenditure Survey

The **Household Expenditure Survey** collects information on the consumption expenditure of resident households.



Household spending on goods & services varies. The CPI weights reflect the **relative importance** of each item, averaged across all households.



Every five years, the CPI basket and weights are updated, and the CPI methodology is reviewed based on **international recommendations**.

Interpreting the CPI and Inflation

CPI measures price movements, not absolute price level

E.g., if the CPI for bread is **135** points, it means that price of bread has **risen 35%** since the base year.

Lower inflation rate does not imply that prices have declined

Inflation reflects the change in average prices over a specific period. A lower inflation rate means prices are still rising, but more slowly than before.

Example:



In 2024, though the annual inflation rate for fishball noodles has **slowed**, its price level is still **higher** compared to previous years

23

The CPI for general households is released on the **23rd of every month**, or on the following day if the 23rd falls on a weekend or public holiday.

Check out the [infographic on Why does the Reported Inflation Differ from My Personal Experience](#) and watch the [video on Price Changes and the CPI](#).

Explore inflation trends via the [interactive dashboard on CPI](#).

Rebasing of the Consumer Price Index for General Households (2024 as Base Year)

I Introduction

The Singapore Department of Statistics (DOS) has completed the rebasing of Singapore's Consumer Price Index (CPI) from the base year of 2019 to 2024. The rebasing exercise is conducted once every five years to reflect the latest consumption patterns and composition of goods and services consumed by resident households.

2 This information paper presents the latest CPI series for general households with base year of 2024 and compares the weighting patterns and price movements between the 2024-based and 2019-based CPIs. Details such as the coverage and structure of the CPI, data collection, selection of items and outlets for regular pricing, as well as the types of data published are also included.

II What is the CPI?

3 The CPI is designed to measure the average price changes of a fixed basket of consumption goods and services commonly purchased by resident households over time. It measures price movements (i.e., changes in prices) but not absolute price levels at a point in time.

4 The CPI is widely used and analysed as a measure of consumer price inflation. It is also used as inputs in the formulation of government policies, and as a means of deriving real values in the compilation of economic statistics.

The CPI is not a Cost of Living Index (COLI)

5 The COLI is a theoretical concept that encompasses the total expenditure needed to maintain a particular lifestyle. It includes more than just price changes, and is influenced by a variety of non-price factors such as changes in lifestyle, income level, household composition, and consumer preference, which cannot be directly observed. The CPI is not a COLI but is generally accepted as a proxy indicator for cost of living when the basket of goods and services as well as the level of well-being experienced by households are relatively stable.

The CPI Reflects the Collective Experience of Inflation for All Resident Households, and may not Fully Resemble Personal or Individual Household's Inflation Experience

6 The CPI reflects the collective experience of inflation for all resident households. It may not correspond to the inflation experience of any particular individual or household as spending patterns are unique. Depending on the items purchased by each individual household or person, changes in prices will impact them to a different extent. Those who spend more on items with rapid price increases will feel a greater impact of inflation than others, and vice versa. Hence, households' and personal experience of price changes may differ from the CPI. Figure 1 illustrates the difference in impact of price changes on two households.

Figure 1

An Example: Impact of Price Changes on Households

Suppose the price of Item X rose 20% while the price of Item Y dropped 10%. As Household A spends a larger share of their budget on Item X than Household B, Household A's inflation experience is **higher** than that of Household B.



Household A	Item X	Item Y	Total Expenditure
Before price adjustment	\$700	\$300	\$1,000
After price adjustment	\$840 (↑ 20%)	\$270 (↓ 10%)	\$1,110 (↑ 11%)



Household B	Item X	Item Y	Total Expenditure
Before price adjustment	\$500	\$500	\$1,000
After price adjustment	\$600 (↑ 20%)	\$450 (↓ 10%)	\$1,050 (↑ 5%)

Government Assistance and its Impact on the CPI

7 Various government schemes have been introduced over the years to support individuals and households, especially the lower income groups. These measures vary from cash or near-cash support¹, which are considered income transfers and are out of scope of the CPI, to those that directly lower the final prices faced by individuals and

¹ Examples include U-Save rebates, Personal Income Tax rebates, MediSave top-ups, Public Transport Vouchers (PTV), Edusave top-ups, Community Development Council (CDC) Vouchers, Goods and Services Tax Vouchers (GSTV), etc.

households which are hence reflected in the CPI². For the relevant measures impacting the CPI, they are captured in the month of their introduction which results in a downward movement of the CPI, followed by an upward movement in the following month when there is no rebate, since the CPI captures a month-on-month change in prices (Figure 2). The year-on-year change is likewise captured in the month of introduction.

Figure 2

**An Example:
Impact of Service and Conservancy Charges (S&CC) Rebates on the CPI**

Suppose Household A resides in a 3-room flat, with a S&CC of \$50 per month.

	Sep 2024	Oct 2024	Nov 2024
Quantum of S&CC Rebate	0 month	0.5 months	0 month
Amount Paid by Household A	\$50	\$25 ↓	\$50 ↑
2024-based CPI	100 points	50 points	100 points
Month-on-Month Change in CPI		-50%	100%

In Oct 2024, the CPI for this household fell to 50 points due to the S&CC rebate disbursed that month. It went back to 100 points in the following month as there was no rebate.

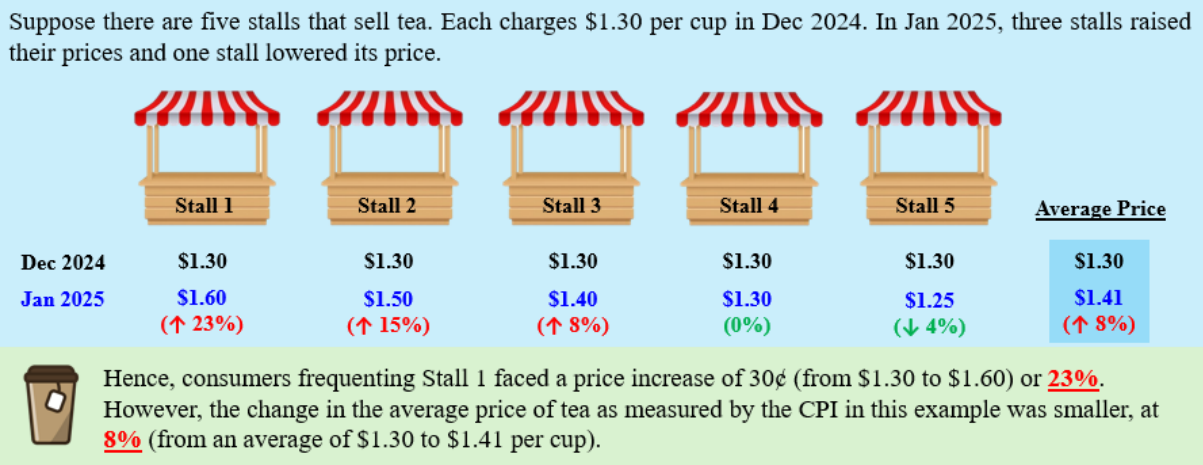
The CPI Represents the Average Price Movements Across Various Items and Outlets

8 Prices used in the computation of the CPI are collected for a wide variety of items from a large number of retail outlets. These retail outlets revise their prices for varying items at different times and by different amounts. While prices of some items may increase or decrease significantly at one retail outlet, there may be other outlets and other items where prices have increased or decreased more moderately, or not at all. Taking into consideration the price movements of all these items, the change in the overall CPI thus represents the average price movements across the different selected items sold at various selected retail outlets. It may therefore be smaller than the price changes experienced by individual consumers who may purchase items from certain retail outlets with larger price changes. Figure 3 illustrates this with an example.

² Examples include the Financial Assistance Scheme (FAS) from the Ministry of Education (MOE), Community Health Assist Scheme (CHAS) subsidies, Service and Conservancy Charges (S&CC) rebates, levy concession for Migrant Domestic Workers (MDW), road tax rebates, preschool subsidies for infant care, childcare and kindergartens, etc.

Figure 3

An Example: Calculation of Average Price Change in the CPI



A Lower Inflation Rate does not Imply That Prices Have Declined

9 Inflation reflects the change in average prices over a specific period. A lower inflation rate does not imply that prices have fallen. It simply means that the rate of price change has slowed. As shown in Figure 4, although the annual inflation rate for Fishball Noodles has slowed from 9.5% in 2023 to 1.2% in 2024, its average price level of \$4.18 in 2024 is still higher compared to the previous years.

Figure 4

An Example: Annual Inflation Rate of Fishball Noodles



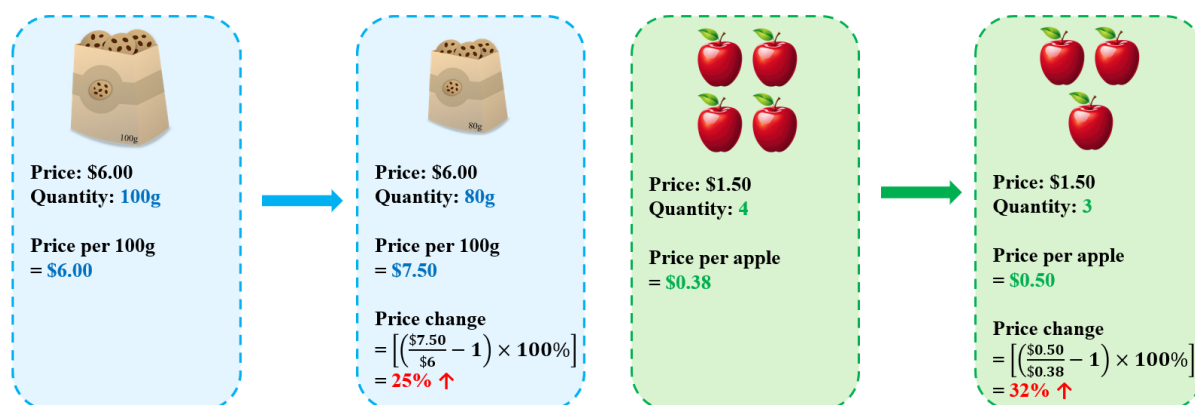
The CPI Accounts for ‘Shrinkflation’

10 Products priced in the CPI basket may change in terms of quantity or packaging size over time. When a smaller quantity of a product is sold for the same price, there is an implicit price increase. This is known as ‘Shrinkflation’, where consumers are paying the same amount of money but getting less. The CPI accounts for such changes in quantity, where possible, by adjusting the price data of the items based on a fixed unit

of measurement (e.g. price per 100g). The resulting price movement is reflected in the CPI as a pure price change. Figure 5 illustrates how the CPI accounts for ‘Shrinkflation’.

Figure 5

Examples: Accounting for ‘Shrinkflation’ in the CPI



III Methodology and Coverage of the CPI

11 Singapore’s CPI is compiled based on international statistical standards and recommendations set out in the Consumer Price Index Manual: Concepts and Methods. The manual was jointly published in 2020 by various international organisations including the International Labour Organization (ILO) and the International Monetary Fund (IMF). The reference population for the CPI refers to all resident households in Singapore. Resident households are defined as households where the household reference person is a Singapore Citizen or Permanent Resident. The CPI covers only household consumption expenditure incurred by resident households and excludes non-consumption expenditure such as loan repayments, income taxes, purchase of houses, shares and other financial assets. Housing price is also not considered as it has a high investment component and is treated as a capital good.

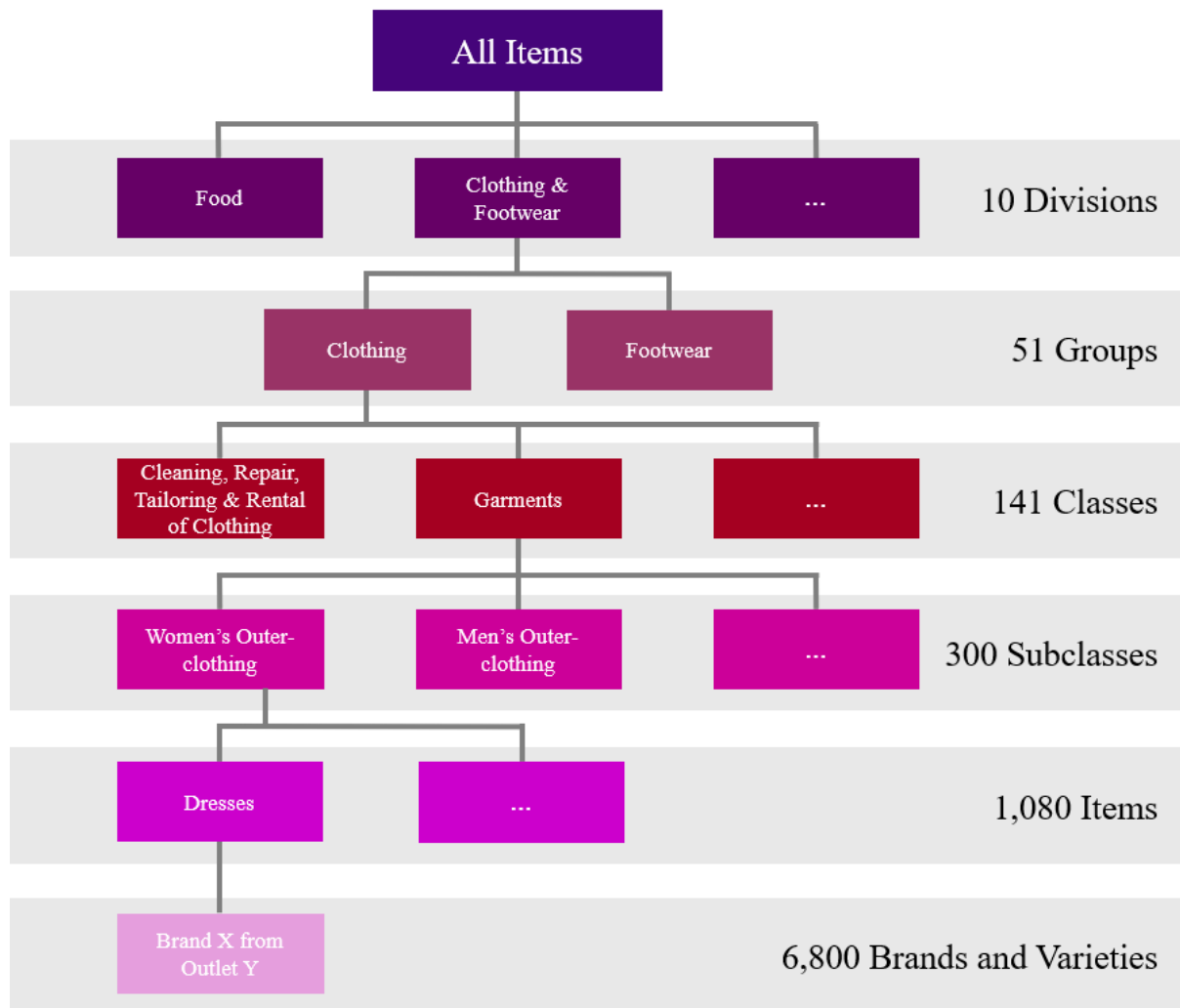
12 The aggregation structure of the CPI is broadly aligned to the framework of the Singapore Classification of Individual Consumption According to Purpose (S-COICOP 2022), which is consistent with the international COICOP 2018 developed by the United Nations Statistics Division (UNSD). In the CPI, the goods and services are broadly classified into ten main divisions, namely, Food, Clothing & Footwear, Housing & Utilities, Household Durables & Services, Health, Transport, Information & Communication³, Recreation, Sport & Culture, Education and Miscellaneous Goods &

³ Information & Communication (formerly Communication) and Recreation, Sport & Culture (formerly Recreation & Culture) have been renamed in the 2024-based CPI to align with S-COICOP 2022 and better reflect household use of information and communication technology.

Services. These ten main divisions are progressively classified into finer groupings⁴ as shown in Figure 6.

Figure 6

Structure of the CPI



⁴ Detailed classification structure for the 2024-based CPI is available in Appendix I.

IV Types of Data Required for the Compilation of the CPI

13 Two types of data are required for the compilation of the CPI, i.e. weights and prices of the selected goods and services. The CPI reflects the aggregated effect of changes in the prices and the associated weights for the goods and services monitored.

Weights

14 In the compilation of the CPI, weights reflect the relative importance of each good or service in the basket, that is, their share as a proportion of total household expenditure. Households tend to spend more on some goods and services, and less on others. As a result, various goods and services with the same price movements will have different impact on the overall CPI due to their differing weights. The weights used in the CPI are derived from the expenditure values collected in the Household Expenditure Survey (HES) conducted by DOS.

Prices

15 The price data used in the compilation of the CPI are obtained from a wide range of retailers and service providers commonly patronised by resident households. Prices collected refer to those paid by consumers, that is, inclusive of taxes levied and net of subsidies/ rebates granted on the specific individual good or service, where applicable. Some examples of subsidies/ rebates that are reflected in the CPI include rebates on S&CC, levy concession for Migrant Domestic Workers (MDW), subsidies for infant and childcare services, as well as inpatient and outpatient health care services such as the Community Health Assist Scheme (CHAS). Special offers and discount prices are considered if they are valid for a sufficiently long period and the items are generally available to all without any restrictive conditions.

16 A combination of data collection modes is used to gather prices for the compilation of the CPI. Prices of items sold at supermarkets are obtained electronically from major supermarket chains based on the specific barcodes for each item. Administrative data for items such as rentals and electricity prices are also acquired from other government agencies, given that they are comprehensive and available on a regular basis. In view of the growing prevalence of online purchases among households, online prices of items such as apparel and travel expenses are increasingly being collected via web-scraping or Application Programming Interface (API) for greater efficiency. As for items such as school fees, petrol and hospital fees, their prices are gathered via postal surveys and email enquiries while those of food items at hawker centres, coffee shops and food courts are collected by field interviewers using handheld devices.

17 The frequency of data collection depends on the price behaviour of the good or service. Prices of goods and services that are more prone to fluctuations (e.g. perishable food items such as fish, seafood and vegetables) are collected more frequently to obtain more reliable estimates of price changes. Those with more stable prices such as S&CC for Housing and Development Board (HDB) flats, utility tariffs, bus/ train fares, school fees, medical services and household durables are priced monthly, quarterly, half-yearly, yearly or as and when the prices/ rates change.

V The CPI with 2024 as Base Year

18 The objective of the CPI rebasing exercise is to reflect the latest consumption pattern and composition of goods and services consumed by resident households, given that households' spending patterns may gradually evolve over time due to factors such as lifestyle changes and substitution effects. It also provides an opportunity to review the coverage and methodology of the CPI, incorporating updates to international recommendations and adopting best practices from other countries.

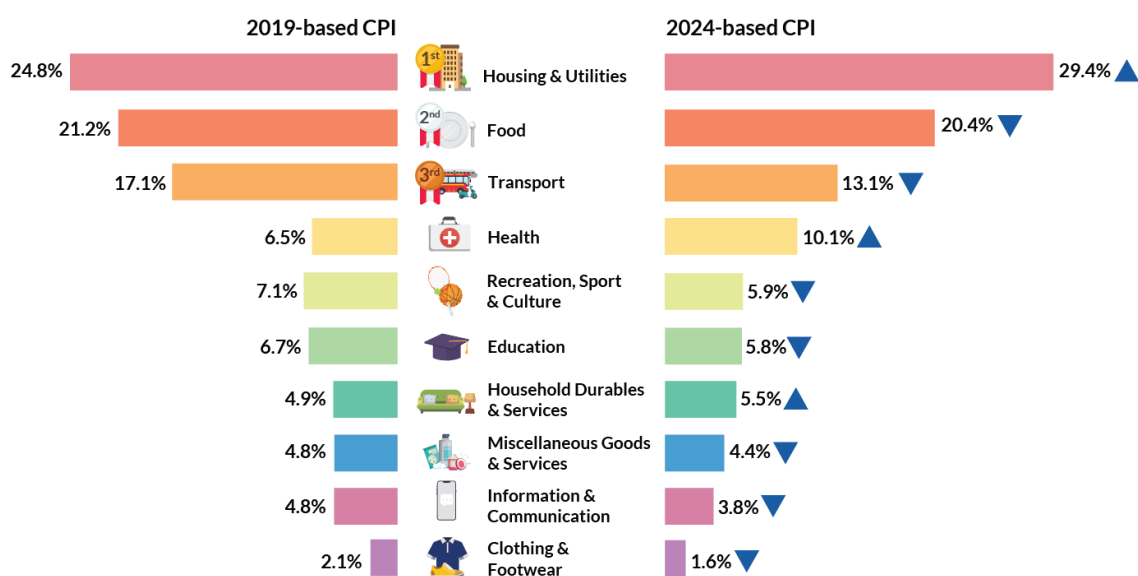
The 2024-Based CPI Weighting Pattern

19 The base period (or the reference period) for the rebased CPI is 2024. The weighting pattern for the 2024-based CPI was derived from the expenditure values obtained from the HES 2023, and updated to 2024 values by taking into account price changes between 2023 and 2024.

20 Figure 7 provides a comparison of weighting patterns between 2024-based and 2019-based CPIs. Notably, the weight for Transport fell from 17.1% to 13.1% (see para 24), the largest decline among all expenditure divisions. On the other hand, Housing & Utilities recorded the largest weight increase from 24.8% to 29.4%.

Figure 7

2024-Based and 2019-Based CPI Weighting Pattern⁵



Top Three Expenditure Divisions

21 Housing & Utilities, Food and Transport remained as the top three expenditure divisions, together accounting for 62.9% of the total weight in the 2024-based CPI. This was similar to their collective 63.1% expenditure share in the 2019-based CPI.

22 The expenditure share for Housing & Utilities rose from 24.8% in 2019 to 29.4% in 2024, as a result of larger share on Accommodation. Accommodation comprises Imputed Rentals for Housing, Actual Rentals for Housing as well as Housing Maintenance & Repairs which made up 73%, 10% and 7% of total expenditure on Housing & Utilities respectively. Meanwhile, the corresponding share on Utilities & Other Fuels declined to 10% in 2024.

23 Food made up 20.4% of the total weight in 2024, slightly lower than the 21.2% in 2019. Both Food excluding Food & Beverage Serving Services and Food & Beverage Serving Services registered declines in their respective weights. Nevertheless, Food & Beverage Serving Services continued to account for more than two-thirds of the overall weight for Food, with food from Hawker Centres, and Food Courts, Coffee Shops & Kiosks constituting over half of the total eating out expenses.

⁵ Weighting patterns for both 2019-based and 2024-based CPI are based on the reclassification to S-COICOP 2022. The S-COICOP 2022 is the latest edition of the Singapore COICOP and supersedes the previous editions (e.g., S-COICOP 2016, on which the 2019-based CPI was originally based).

24 The weight for Transport slipped to 13.1% in 2024, from 17.1% in 2019. This reflected primarily lower total spending on Motor Cars during the period due to the reduction in Certificate of Entitlement (COE) quotas, despite higher Motor Cars prices following the general uptrend in COE premiums and other car-related taxes. Lower expenditure shares were also recorded for other items under Transport such as Petrol, Bus & Train Fares, Point-to-Point Transport Services, as well as Airfares.

Divisions with Larger Expenditure Share

25 Apart from Housing & Utilities, the weights for Health also increased from 6.5% in 2019 to 10.1% in 2024, mainly attributed to higher expenditure on Inpatient and Outpatient Care Services, as well as Health Insurance.

26 Similarly, the expenditure share for Household Durables & Services rose from 4.9% in 2019 to 5.5% in 2024. Higher spending on Furniture & Furnishings, and Household Appliances contributed to the increase.

Divisions with Smaller Expenditure Share

27 Recreation, Sport & Culture registered a decline in weight from 7.1% in 2019 to 5.9% in 2024, primarily due to lower expenditure on Package Holidays.

28 With a contraction in expenditure shares for Mobile Communication Services as well as Other Education services, the weight for Information & Communication and Education declined from 4.8% to 3.8% and 6.7% to 5.8% respectively in 2024. Meanwhile, the expenditure share for Miscellaneous Goods & Services also dropped from 4.8% in 2019 to 4.4% in 2024.

29 The expenditure share on Clothing & Footwear continued to be the smallest among other divisions, further declining to 1.6% in 2024 from 2.1% five years ago.

Sample of Items and Outlets Selected for Pricing

30 The items included for pricing in the CPI are carefully selected to ensure that they are representative of those commonly purchased by the majority of resident households. During the latest rebasing exercise, the items included in the CPI basket, and the sample of outlets from which the prices were obtained were reviewed and updated to reflect current consumption patterns (Box Article explains the “Review of New Car Sample”).

31 For the 2024-based CPI, 6,800 brands/ varieties with relatively high weights were selected for regular pricing. Those with relatively low weights were not selected

and their weights were distributed to the selected akin items accordingly. This implied that their price movements were represented by similar items included in the CPI basket.

32 A number of new and popular items were introduced in the 2024-based CPI basket. These included new cars from parallel importers, home-based tuition, Special Education (SPED) schools, Early Intervention Programme for Infants and Children (EIPIC), admission charges for concerts and music festivals, operating theatre fees, reusable bags, net storage services, invisible grilles, vinyl flooring, food purchased from vending machines, etc. Correspondingly, items such as International Direct Dialling (IDD) calls and television repair services, for which expenditure declined over the five-year period (between 2019 and 2024), were no longer monitored from the 2024-based CPI basket.

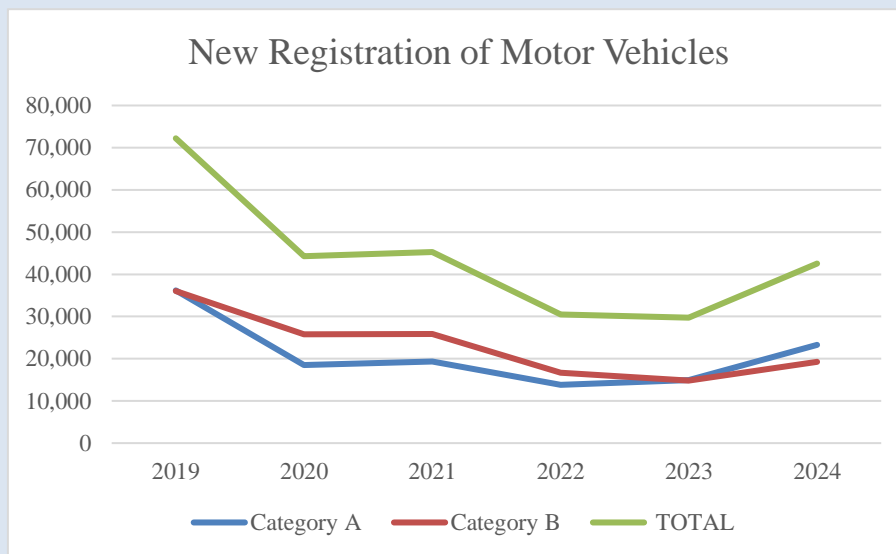
33 The total number of outlets selected for pricing in the 2024-based CPI was about 4,500. The outlets selected for pricing were based on their market shares and they covered a wide range of retailers and service providers commonly patronised by shoppers. Information on operating revenue of each establishment was obtained from DOS's Annual Industry Survey (AIS) to assist in the selection process. In determining the number of outlets to be recruited, considerations were also given to the price variability among outlets as well as the weight of the item priced. For those items with relatively higher weights and wider price variations, more outlets and varieties were selected for pricing.

Box Article: Review of New Car Sample for Pricing in the CPI

In recent years, car ownership in Singapore has seen some shifts in trend which were mainly driven by government policies⁶ and technological advancements. The number of new motor vehicle registrations under COE categories A and B recorded a significant decline from over 72,000 in 2019 to around 43,000 in 2024 (Chart 1). This is in line with lower spending on new cars by resident households over the same period.

⁶ TODAYonline (15 October 2021). "[Zero growth rate for cars and motorcycles extended for 3 years until Jan 31, 2025](#)"

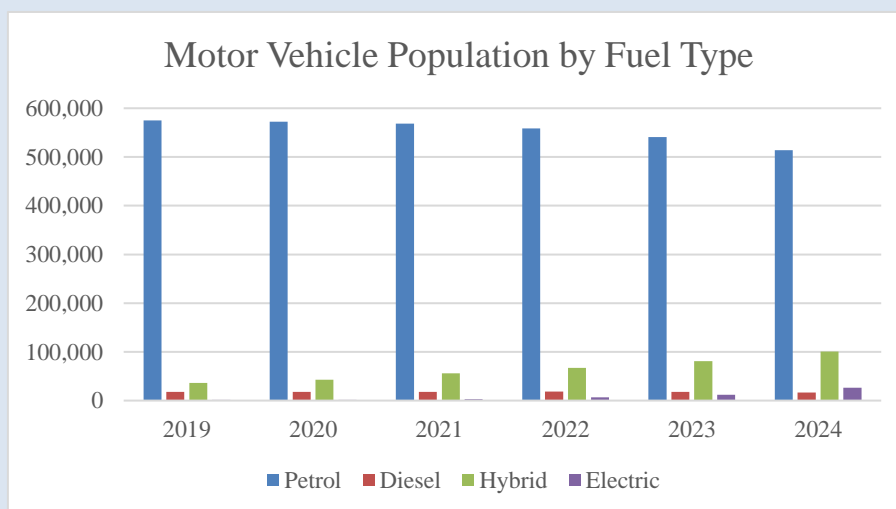
Chart 1: Number of New Registration of Motor Vehicles from 2019 to 2024



Source: Land Transport Authority (LTA) [website](#)

With increasing environmental concerns and the need to reduce carbon emissions, there has been a strong push on the adoption of Electric Vehicles⁷ (EVs) in the last few years as part of green initiatives under the Singapore Green Plan 2030. While petrol vehicles continued to form the bulk of the motor vehicle population, the number of EVs rose over twentyfold from 1,120 in 2019 to 26,225 as at 2024 (Chart 2), exceeding diesel vehicles for the first time. In addition, hybrid cars (e.g. petrol-electric vehicles) steadily increased over the past few years, constituting around 15.3% of the total car population in 2024 (up from 5.8% in 2019) due to the promotion of cleaner energy vehicles.

Chart 2: Number of Motor Vehicle by Fuel Type



Source: Land Transport Authority (LTA) [website](#)

⁷ The Straits Times (15 November 2024). “[EV share of new car sales in Singapore crosses 20% in July, led by BYD, Tesla, BMW](#)”

Sample of the New Car Models in the 2024-Based CPI Basket

The selection of popular car brands/ models and the derivation of their respective weights for the 2024-based CPI are determined from information on the new car registrations via administrative sources and expenditure values on new cars collected from the HES.

With the automotive industry undergoing a number of changes arising from sustainability and green living trends, the sample of new car models is also reviewed and updated during the CPI rebasing exercise to ensure that it is representative of the latest consumption pattern of car purchases by resident households. Specifically, more EVs and hybrid car models are included in the 2024-based CPI sample, in line with their increased number of registrations in recent years.

Improvements in Methodology and Compilation

34 Methodological changes were introduced in the 2024-based CPI, taking into account recommendations by the ILO and other countries' best practices. The changes include:

Adoption of Hedonic Regression for Sublet of Rooms and Enhancement of the Hedonic Regression Model for Used Cars

35 Hedonic regression model is one of the techniques used to adjust for quality change in CPI. This quality adjustment method is suitable for rapidly changing high-technology products with substantial changes in quality within relatively short periods as well as those products with inherent qualities that seldom remain constant over time. Given their high heterogeneity of attributes, hedonic regression has been adopted in the compilation of the CPI for used cars since 2019. With the growing adoption of hybrid vehicles and EVs by consumers due to clean energy initiatives, enhancements were made to the current hedonic regression model for used cars in the 2024-based CPI. Other than accounting for new vehicle types in the sample, further improvements were made to the hedonic regression model of used cars to adjust for differences in quality, which could result from differences in attributes such as the number of ownership changes.

36 In addition, a new hedonic regression model for sublet of rooms was developed for the compilation of the 2024-based CPI. Hedonics was applied to the rentals of new leases signed in the month to adjust for changes in quality due, for example, to differences in proximity to Mass Rapid Transit (MRT) stations and flat type. This ensures that the room rentals used for CPI computation are comparable to the previous month.

Use of Machine Learning (ML) in the Classification of Web-Scraped Prices of Clothing Items

37 Prices of Clothing items monitored in the CPI are primarily obtained online via web-scraping for greater efficiency. Compared to the traditional data collection via surveys, web-scraped data offer potential advantages of higher data frequency and lower data collection cost. These large amounts of web-scraped prices are classified using ML techniques into various homogeneous product categories such as men's basic cotton short-sleeve T-shirt or women's regular straight jeans for further processing each month. The use of ML allows the efficient construction of indices based on a greater number of price quotations, hence improving representativity of the prices paid by consumers. It also eases respondents' burden and the effort required to source for suitable replacements, particularly for Clothing items which tend to experience high product turnover.

VI Compilation of the CPI

Index Calculation

38 The CPI is calculated using the base-weighted Laspeyres-type formula.

$$\begin{aligned} I_{on} &= \frac{\sum P_{nj} Q_{oj}}{\sum P_{oj} Q_{oj}} \times 100 \\ &= \frac{\sum P_{oj} Q_{oj} \left(\frac{P_{nj}}{P_{oj}} \right)}{\sum P_{oj} Q_{oj}} \times 100 \\ &= \sum \left[\frac{P_{nj}}{P_{oj}} \left(\frac{P_{oj} Q_{oj}}{\sum P_{oj} Q_{oj}} \right) \right] \times 100 \end{aligned}$$

where

I_{on}	<i>is the index for period n compared with base period o,</i>
P_{nj}	<i>is the price of item j in period n,</i>
P_{oj}	<i>is the average price of item j in base period o,</i>
Q_{oj}	<i>is the quantity of item j in base period o,</i>
P_{nj} / P_{oj}	<i>is the price relative of item j between period n and base period o,</i>
$P_{oj} \times Q_{oj}$	<i>is the expenditure on item j in the base period o,</i>
$P_{nj} \times Q_{oj}$	<i>is the expenditure on the same quantity of item j in period n,</i>
Σ	<i>means the summation over all selected items within the level.</i>

Aggregation

39 Several stages are involved in the calculation of the CPI. At the most detailed level, a price relative is derived for each variety by taking the ratio of its current month's average price to its corresponding base period price (P_{oj}). The price relatives are aggregated to the next higher level by taking the weighted arithmetic mean using the respective weights or geometric mean where weights are not available. All indices are then aggregated in successive levels to derive the indices at next higher levels and finally the overall CPI.

Average Index and Inflation

40 As the CPI is compiled on a monthly basis, the yearly index is derived by taking a simple average of the 12 months' indices for the year. Likewise, the annual inflation rate for any year is computed by taking the ratio of the index for the current year compared with that of the preceding year.

41 Similarly, the derivation of the quarterly and half-yearly indices and inflation rates are computed accordingly based on their corresponding monthly indices.

Comparison of 2019-Based and 2024-Based CPI-All Items

42 During the period from January to December 2024, which is the overlapping period between the two base years, it is observed that the movements of the 2019-based and 2024-based CPI-All Items are generally similar⁸. The differences in the magnitudes of change observed between the two series are primarily attributed to the differences in weighting patterns as well as the samples of items and outlets selected, coupled with their associated price changes.

⁸ CPI-All Items for both 2019-based and 2024-based CPI are based on the reclassification to S-COICOP 2022.

Chart 1

CPI-All Items (2024 as Base Year)

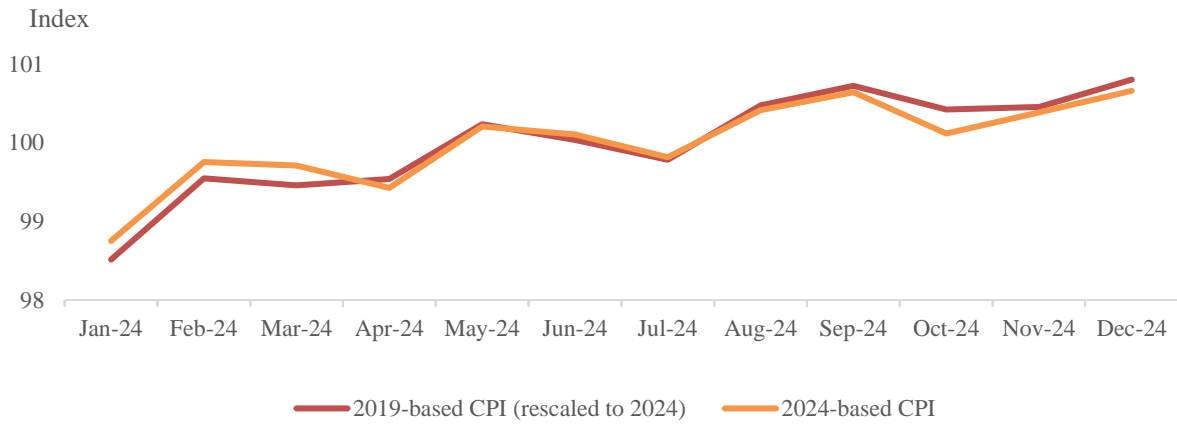


Chart 2

Month-on-Month Percent Change in CPI-All Items

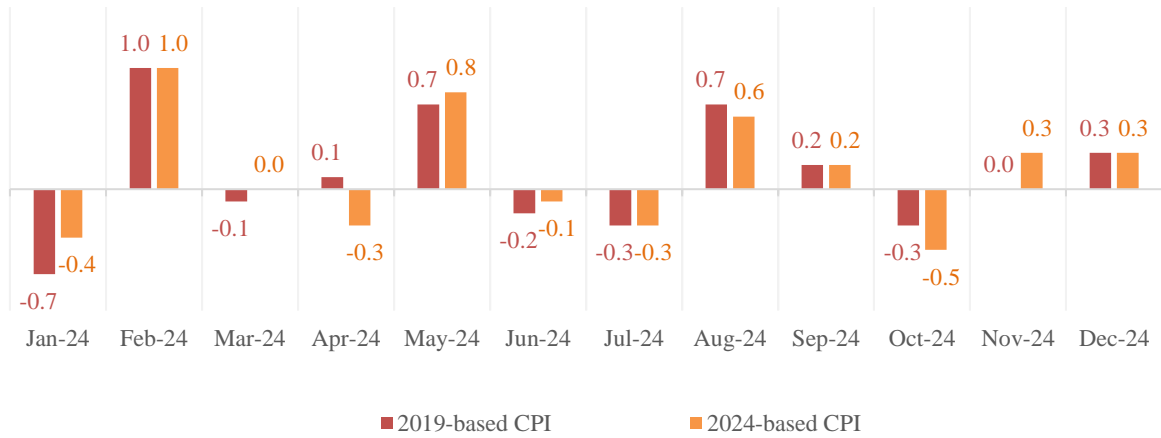
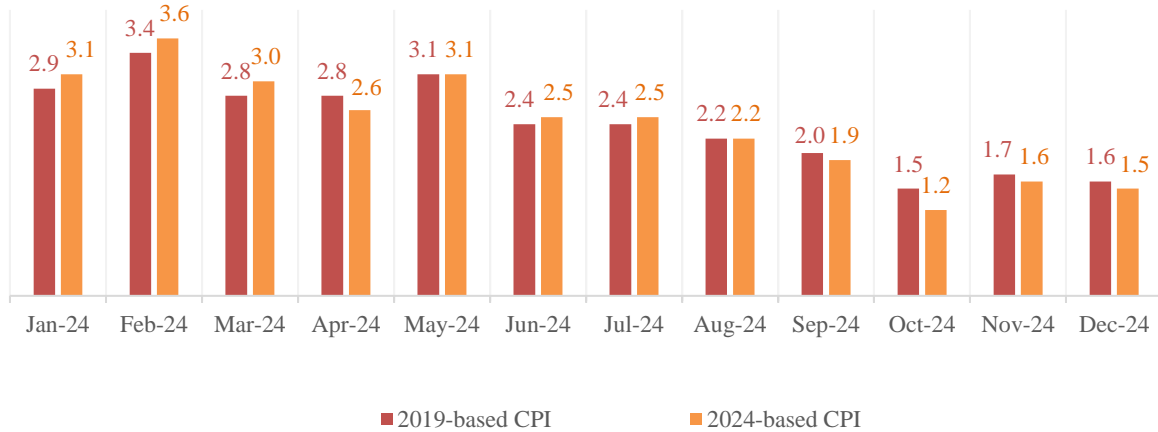


Chart 3

Year-on-Year Percent Change in CPI-All Items



VII Linking of Historical Series

43 To facilitate comparison of price changes over time, the 2019-based CPI data series are linked to the 2024-based CPI data series by re-scaling them to the new base year of 2024 via a link factor. The link factor is the ratio of the annual 2024-based index in 2024 to the annual 2019-based index in 2024. An example is illustrated below.

Example:

Annual 2024-based Index in 2024	=100 points
Annual 2019-based Index in 2024	=105 points
Link Factor	= $100/105 = 0.952$
CPI _{2019-based} Index in January 2023	=110 points
CPI _{2024-based} Index in January 2023	= $110 \times 0.952 = 104.720$ points

VIII Data Dissemination

44 The 2024-based CPI series, with indices commencing from January 2024, will be released on 24 February 2025 through a range of platforms and products, including a press release, Information Paper, infographics, videos, dashboards and the SingStat Table Builder. This latest series will continue to be released via a press release on the SingStat Website (<https://go.gov.sg/cpilatestdata>) on the 23rd of every month, or on the following working day if the 23rd falls on a weekend or a public holiday.

Release of More Granular Data and Average Retail Prices of More Items

45 For this latest CPI series, more granular CPI data and average retail prices of more consumer goods are released to allow users to track price changes at more detailed levels. Specifically, average retail prices of some 85 items are published, an expansion from the 72 items in the 2019-based CPI. These items generally have higher weights and/ or adequate consistent price quotations to establish meaningful and reliable average prices. Some examples include food items such as rice, chilled chicken, hen eggs, chicken rice, coffee/ tea without milk, as well as non-food items such as petrol. To facilitate comparison and analysis, detailed historical CPI data are also made available on the SingStat Website via the QR code below.

Singapore Department of Statistics
February 2025



<https://go.gov.sg/cpilatestdata>



Why does the reported inflation differ from my personal experience?

The Consumer Price Index (CPI) measures the **average price changes** of a **fixed** basket of consumption goods and services commonly purchased by resident households over time

- The CPI reflects the **collective experience of inflation** for all resident households.
- It may not correspond to the inflation experience of any particular individual or household, as **spending patterns are unique**.

Example

Household A comprises an elderly retired couple whose main household expenses are on health, food and transport. **Household B** comprises a couple with young children whose main household expenses are food, transport, and education.

Hence, a change in cost of healthcare will impact the price experience for **Household A** more than **Household B**. Conversely, a change in the cost of education will have a greater impact on the price experience for **Household B** than **Household A**.

The CPI represents the average price changes **across various items and outlets**

- Prices used in the computation of the CPI are collected for a **wide variety of items** from a **large number of retail outlets**.
- These retail outlets **revise their prices for varying items at different times and by different amounts**.

Example

There are 4 stalls that sell coffee. Each charges \$1.40 per cup of coffee. In Jan 2025, 2 stalls raised their prices and 1 stall lowered their price.

	Stall 1	Stall 2	Stall 3	Stall 4	
Jan 2025	\$1.70	\$1.50	\$1.40	\$1.20	The average price increase for coffee in Jan 2025 was 4% (from an average price of \$1.40 to \$1.45).
	(↑ 21%)	(↑ 7%)	(-)	(↓ 14%)	

Hence, consumers frequenting Stall 1 faced a price change of 21%. However, the change in the **average** price of coffee as measured by the CPI was smaller at 4%.

Price increases **tend to be more keenly felt** than price declines

- When the price increases experienced by consumers are higher than the average price changes, their perceived inflation will be higher than the changes in CPI.
- However, while prices of some items may have increased, there are other items whose **prices remain stable or may have even declined**.

Price increases in 2024 compared to 2023	Price declines in 2024 compared to 2023	Prices stable in 2024 compared to 2023
Food Electricity Petrol Bus & Train Fares	Men's Footwear Digital cameras Drugs at public hospitals Telecommunication Equipment	Residential seasonal parking fees Migrant domestic worker levy Newspapers

Annual inflation reflects the change in average prices in the reference year over the **previous year**

- A lower inflation rate does not imply that prices have fallen. It simply means that the rate of price change has slowed.

Example



Fishball Noodles (Per Bowl)	2022	2023	2024
Average price	\$3.77	\$4.13 (↑)	\$4.18 (↑)
Annual inflation rate		9.5%	1.2% (↓)

In 2024, though the annual inflation rate for fishball noodles has **slowed**, its price level is still **higher** compared to previous years.

- Prices tend to rise more substantially over a longer period of time. For example, while the CPI All-Items rose 2.4% in 2024 compared with 2023, it **rose 16.3% compared with 2019, i.e., five years ago**.
- For consumers making comparisons with price levels **five years ago or a decade ago**, their perceived inflation will likely be higher than the annual inflation.

Watch the [video](#) on Price Changes and the Consumer Price Index (CPI)

Glossary

GLOSSARY OF TERMS AND DEFINITIONS

Aggregation

The process of combining lower level price indices to produce higher level indices.

All Items

Highest level of the CPI, containing all the divisions, groups and classes.

Base period

The period with which all the other periods are compared. The base period for the current CPI is 2024 and the index for 2024 is set equal to 100 points.

Brand

The lowest level of aggregation in the CPI. The varieties of goods and services covered under a brand are usually relatively homogeneous.

Class

The third level of the COICOP structure. There are 141 classes in the 2024-based CPI.

Classification of Individual Consumption According to Purpose (COICOP)

This classification is designed for use in the collection and compilation of data that requires classifying individual consumption expenditure according to their primary “purpose” or “function”. It is the internationally preferred classification for CPIs, HES and the International Comparison Program (ICP).

Consumer Price Index (CPI)

The CPI is designed to measure the average price changes of a fixed basket of consumption goods and services commonly purchased by resident households over time.

Consumers

Individual persons or groups of persons living together as households.

Cost of Living Index (COLI)

An index that measures the change between two periods in the minimum expenditure that would be required to maintain a constant standard of living (i.e. level of utility or economic well-being). As consumers may be expected to change the quantities they consume in response to changes in prices, COLI allows for substitutions to other items as prices change.

CPI basket

A specified set of goods and services and their quantities commonly consumed by households and priced for the purpose of compiling the CPI.

Current month/ year

The most recent period for which the index has been compiled.

Division

The first level of the COICOP structure. There are 10 main divisions in the 2024-based CPI.

Electronic prices

Data derived from the scanner/ transaction information on sales of consumer goods obtained by scanning the bar codes for individual products at electronic points of sale in retail outlets.

Geometric mean of price relatives (GM)

An elementary price index defined as the unweighted geometric average of the sample price relatives. Also known as the Jevons price index.

Group

The second level of the COICOP structure. There are 51 groups in the 2024-based CPI.

Hedonic regression

The use of a regression model for quality adjustment in which the price of a product is expressed as a function of its characteristics.

Household

A household refers to a group of two or more persons living together in the same house and sharing common food or other arrangements for essential living. It also includes a person living alone or a person living with others but having his own food arrangements. Although persons may be living in the same house, they may not be members of the same household.

Household consumption expenditure

The value of consumer goods and services acquired, used or paid for by households. It excludes non-consumption expenditure such as loan repayments, income taxes, and purchase of houses.

Household Expenditure Survey (HES)

The Household Expenditure Survey (HES) collects detailed information on the latest consumption expenditure of resident households in Singapore. Conducted once in five years since 1972/73, the HES also obtains households' demographic and socioeconomic characteristics and ownership of consumer durables. Results of the survey are used for expenditure and income studies as well as to update the weighting pattern and the basket of goods and services for the compilation of the CPI.

Imputed Rentals for Housing

Imputed Rentals for Housing reflects the costs to homeowners of utilising the flow of services provided by their homes over an extended period of time. Given that the cost of using housing services is not directly observed for homeowners, it is computed based on the imputed rental concept under the rental equivalence method, i.e. proxied by market rentals of similar properties. This provides an estimated rental value for the owned home, as though the homeowner were renting it from themselves. Imputed rentals have no impact on the cash expenditure of most households in Singapore as they already own their homes.

Inflation

A term commonly used to refer to changes in price levels over a period of time. The annual inflation rate for any year is computed by taking the ratio of the CPI for the current year compared with that of the preceding year.

Laspeyres-type

An index formula that has the basic characteristics of a Laspeyres index formula, i.e. a base weighted index formula where weights derived from data from the base period are used.

Link factor

A ratio used to join a new index series to an old index series to form a continuous series.

Linking

The technique used to join together two consecutive sequences of price indices that overlap in one or more periods to form one continuous series.

Online price collection

Extraction of prices from websites for the compilation of the CPI.

Operating revenue

Refers to income earned from business operation, i.e. income from services rendered, sale of goods, commission fees and rental of premises, machinery and equipment.

Outlet

A shop, market stall, service establishment, internet seller, or other places from where goods and/or services are sold or provided to consumers.

Price change

The change in the price of a good or service of which the characteristics are unchanged; or after adjusting for any change in quality.

Price index

A composite measure of the prices of items expressed relative to a defined base period.

Price movements

Changes in price levels between two or more periods. Movements can be expressed as price relatives, or as percentage changes.

Price relative

The ratio of the price of an individual product in one period to the price of that same product in some other period.

Price updating

A procedure whereby the quantities in an earlier period are revalued at the prices of a later period. For the 2024-based CPI, expenditure values collected from the Household Expenditure Survey (HES) 2023 were price updated to 2024, taking into account price changes between 2023 and 2024.

Quality adjustment

The process of adjusting the observed prices of a product to remove the effect of any changes in the quality of that product over time so that pure price change may be identified.

Rebasing

Rebasing refers to changing the base period of an index series. In the 2024-based CPI rebasing exercise, the base period was changed from 2019 to 2024.

Reference population

The set of households included within the scope of the index. For the 2024-based CPI, the reference population is all resident households in Singapore.

Resident households

Resident households are defined as households where the household reference person is a Singapore Citizen or Permanent Resident.

Shrinkflation

A form of price inflation, in which a smaller quantity of product is sold at the same price.

Specification

A description or list of the characteristics that can be used to identify an individual sampled product to be priced.

Subclass

The fourth level of the COICOP structure. There are 300 subclasses in the 2024-based CPI.

Subsidies

Refers to government financial assistance that lead to a reduction in the price of a specific individual good or service paid by households. Examples include rebates on Service and Conservancy Charges (S&CC), Infant and Childcare subsidies, Education subsidies, Public Rental subsidies, as well as subsidies granted under the Community Health Assist Scheme (CHAS), Pioneer Generation Package (PGP) and Merdeka Generation Package (MGP).

Taxes

Financial charges applied to goods and services produced or delivered by registered suppliers engaged in taxable activity. Examples include Goods and Services Tax (GST), excise duty on Cigarettes & Alcoholic Drinks as well as Petrol & Diesel duty.

Variety

An individual product that is selected for pricing within a brand (the lowest level of aggregation in the CPI).

Web-scraping

An automated process that collects online prices.

Weights

The measure of the relative importance of each good or service in the basket, that is, their share as a proportion of total household expenditure.

Appendix

CLASSIFICATION STRUCTURE FOR 2019-BASED & 2024-BASED CONSUMER PRICE INDEX

2019-Based CPI (S-COICOP 2016)	2024-Based CPI (S-COICOP 2022)
FOOD	FOOD
FOOD EXCL FOOD SERVING SERVICES	FOOD EXCL FOOD & BEVERAGE SERVING SERVICES
Bread & Cereals	Rice & Cereal Products
Meat	Meat
Fish & Seafood	Fish & Other Seafood
Milk, Cheese & Eggs	Milk, Other Dairy Products & Eggs
Oils & Fats	Oils & Fats
Fruits	Fruits & Nuts
Vegetables	Vegetables
Sugar, Preserves & Confectionery	Sugar, Confectionery & Desserts
Other Food	Ready-Made Food & Other Food Products nec
Non-Alcoholic Beverages	Non-Alcoholic Beverages
FOOD SERVING SERVICES	FOOD & BEVERAGE SERVING SERVICES
Restaurant Food	Restaurants, Cafes & Pubs
Fast Food	Fast Food Restaurants
Hawker Food	Hawker Centres, and Food Courts, Coffee Shops & Kiosks
Catered Food	Other Catering Services, incl Vending Machines
CLOTHING & FOOTWEAR	CLOTHING & FOOTWEAR
Clothing	Clothing
Other Articles & Related Services	
Footwear	Footwear
HOUSING & UTILITIES	HOUSING & UTILITIES
Accommodation	Accommodation
Utilities & Other Fuels	Utilities & Other Fuels
HOUSEHOLD DURABLES & SERVICES	HOUSEHOLD DURABLES & SERVICES
Household Durables	Furniture & Furnishings
	Household Textiles
	Household Appliances
	Glassware, Tableware & Household Utensils
	Tools & Equipment for House & Garden
Household Services & Supplies	Household Services & Supplies

CLASSIFICATION STRUCTURE FOR 2019-BASED & 2024-BASED CONSUMER PRICE INDEX*(continued)*

2019-Based CPI (S-COICOP 2016)	2024-Based CPI (S-COICOP 2022)
HEALTH CARE	HEALTH
Medicines & Health Products	Medicines & Health Products
Outpatient Services	Outpatient Care Services
Hospital Services	Inpatient Care Services
	Other Health Services
Health Insurance	Health Insurance
TRANSPORT	TRANSPORT
Private Transport	Private Transport
Public Transport	Land Transport Services
Other Transport Services	Other Transport Services
	Transport Services of Goods
COMMUNICATION	INFORMATION & COMMUNICATION
Postage & Courier Services	Information & Communication Equipment
Telecommunication Equipment	Software excl Games
	Information & Communication Services
Telecommunication Services	
RECREATION & CULTURE	RECREATION, SPORT & CULTURE
Recreational & Cultural Goods	Recreation & Cultural Goods
	Other Recreational Goods
Recreational & Cultural Services	Garden Products & Pets
	Recreational Services
Newspapers, Books & Stationery	Cultural Services
Holiday Expenses	Newspapers, Books & Stationery
	Holiday Expenses
EDUCATION	EDUCATION
Tuition & Other Fees	General, Vocational & Higher Education
	Private Tuition & Other Educational Courses
Textbooks & Study Guides	School Textbooks & Study Guides
MISCELLANEOUS GOODS & SERVICES	MISCELLANEOUS GOODS & SERVICES
Personal Care	Personal Care
Alcoholic Drinks & Tobacco	Alcoholic Beverages & Tobacco
Personal Effects	Other Personal Effects
Social Services	Social Services
Other Miscellaneous Services	Other Miscellaneous Services

CHANGE IN LEVEL OF PUBLICATION IN THE 2024-BASED CONSUMER PRICE INDEX

2019-Based CPI (S-COICOP 2016)	2024-Based CPI (S-COICOP 2022)
<p>FOOD SERVING SERVICES Restaurant Food</p> <p>HOUSING & UTILITIES Accommodation</p>	<p>FOOD & BEVERAGE SERVING SERVICES Restaurants, Cafes & Pubs Restaurants Cafes Pubs</p> <p>HOUSING & UTILITIES Accommodation Actual Rentals for Housing Imputed Rentals for Housing Housing Maintenance & Repairs</p>

**WEIGHTING PATTERN FOR 2019-BASED & 2024-BASED CONSUMER PRICE INDEX
(PER 10,000)**

(BASED ON S-COICOP 2022)

Division, Group & Class	2019-Based CPI	2024-Based CPI
ALL ITEMS	10,000	10,000
FOOD	2,117	2,042
FOOD EXCL FOOD & BEVERAGE SERVING SERVICES	687	651
Rice & Cereals Products	124	122
Rice	20	14
Flour	2	2
Bread	34	36
Macaroni, Noodles & Similar Pasta Products	11	11
Biscuits & Cookies	14	11
Cakes & Pastries	37	40
Breakfast Cereals	4	4
Other Cereal Products nec	3	4
Meat	105	101
Pork, Chilled or Frozen	38	35
Beef, Chilled or Frozen	10	13
Mutton, Chilled or Frozen	4	3
Poultry, Chilled or Frozen	33	33
Meat, Preserved or Prepared	20	17
Fish & Other Seafood	99	79
Fish, Fresh or Chilled	58	44
Fish, Frozen	3	2
Other Seafood, Fresh, Chilled or Frozen	21	17
Seafood Preparations	17	16
Milk, Other Dairy Products & Eggs	75	64
Milk	16	14
Other Milk & Cream	34	23
Dairy Products nec	12	13
Eggs	12	14
Oils & Fats	13	12
Vegetable Oils	10	9
Butter & Other Fats	3	3

**WEIGHTING PATTERN FOR 2019-BASED & 2024-BASED CONSUMER PRICE INDEX
(PER 10,000)**

(BASED ON S-COICOP 2022)

(continued)

Division, Group & Class	2019-Based CPI	2024-Based CPI
Fruits & Nuts	86	79
Tropical Fruits, Fresh	28	26
Citrus, Berries, Stone & Other Fruits, Fresh	46	41
Fruit, Dried & Dehydrated	3	3
Fruits, Canned or Bottled	1	1
Nuts & Seed, In Shell or Shelled	8	8
Vegetables	86	82
Leafy Vegetables, Fresh or Chilled	33	28
Fruit-Bearing Vegetables, Fresh or Chilled	15	16
Root Vegetables, Fresh or Chilled	16	13
Other Vegetables, Fresh or Chilled	3	4
Vegetables, Frozen	1	2
Vegetables, Dried, Salted, Steamed or Smoked	5	3
Vegetables, Canned or Bottled	4	3
Vegetables, Preserved or Prepared, Other Forms	10	13
Sugar, Confectionery & Desserts	28	27
Sugar	2	2
Jams, Fruit Jellies, Fruit Purée & Pastes, Honey	6	5
Nut Butter & Paste	1	1
Chocolate, Cocoa, & Cocoa-Based Food Products	9	9
Ice & Ice Cream	8	7
Sugar Confectionery & Desserts nec	2	3
Ready-Made Food & Other Food Products nec	33	44
Ready-Made Food	7	18
Baby Food	2	1
Salt, Condiments & Sauces	10	11
Spices, Culinary Herbs & Seeds	4	4
Food Hampers, incl Fruits	10	1
Other Food Products nec		9

**WEIGHTING PATTERN FOR 2019-BASED & 2024-BASED CONSUMER PRICE INDEX
(PER 10,000)**

(BASED ON S-COICOP 2022)

(continued)

Division, Group & Class	2019-Based CPI	2024-Based CPI
Non-Alcoholic Beverages	38	41
Fruit & Vegetable Juices	5	5
Coffee & Coffee Substitutes	10	11
Tea	10	8
Cocoa & Malt-Based Drinks	5	4
Water	2	2
Soft Drinks	5	6
Non-Alcoholic Beverages nec	1	5
FOOD & BEVERAGE SERVING SERVICES	1,430	1,391
Restaurants, Cafes & Pubs	537	585
Restaurants		491
Cafes	537	82
Pubs		12
Fast Food Restaurants	86	85
Hawker Centres, and Food Courts, Coffee Shops & Kiosks	791	707
Hawker Centres	160	169
Food Courts, Coffee Shops & Kiosks	631	538
Other Catering Services, incl Vending Machines	16	14
CLOTHING & FOOTWEAR	212	165
Clothing	163	129
Garments	153	121
Other Articles of Clothing & Clothing Accessories		4
Cleaning, Repair, Tailoring & Rental of Clothing	10	4
Footwear	49	36
HOUSING & UTILITIES	2,485	2,938
Accommodation	2,198	2,656
Actual Rentals for Housing	228	294
Imputed Rentals for Housing	1,750	2,138
Housing Maintenance & Repairs	220	224

WEIGHTING PATTERN FOR 2019-BASED & 2024-BASED CONSUMER PRICE INDEX
(PER 10,000)
(BASED ON S-COICOP 2022)
(continued)

Division, Group & Class	2019-Based CPI	2024-Based CPI
Utilities & Other Fuels	287	282
Water Supply	83	66
Refuse Collection	16	18
Electricity	159	179
Gas	29	19
HOUSEHOLD DURABLES & SERVICES	488	547
Furniture & Furnishings	81	128
Household Textiles	14	17
Household Appliances	79	101
Major Household Appliances		66
Small Household Appliances	79	15
Repair & Installation of Household Appliances		20
Glassware, Tableware & Household Utensils	17	17
Tools & Equipment for House & Garden	8	5
Household Services & Supplies	289	279
Non-Durable Household Goods	37	33
Domestic Services & Household Services		245
Other Insurance nec	252	1
HEALTH	651	1,008
Medicines & Health Products	116	94
Medicines & Health Supplements	90	64
Medical Products		4
Assistive Products	26	26
Outpatient Care Services	274	428
Fees at Polyclinics	20	36
Fees at General Practitioners (GP) Clinics	29	47
Fees at Specialist Outpatient Clinics	155	254
Outpatient Dental Services	46	57
Outpatient Care Services nec	24	34
Inpatient Care Services	151	238

**WEIGHTING PATTERN FOR 2019-BASED & 2024-BASED CONSUMER PRICE INDEX
(PER 10,000)**

(BASED ON S-COICOP 2022)

(continued)

Division, Group & Class	2019-Based CPI	2024-Based CPI
Other Health Services	28	23
Diagnostic Imaging Services & Medical Laboratory Services	28	20
Patient Emergency Transportation Services & Emergency Rescue		3
Health Insurance	82	225
TRANSPORT	1,709	1,307
Private Transport	1,221	906
Motor Cars	743	459
Motorcycles	15	21
Bicycles	263	6
Parts & Accessories for Personal Transport Equipment		10
Maintenance & Repair of Personal Transport Equipment		57
Other Services in respect of Personal Transport Equipment		161
Insurance connected with Transport		14
Petrol	194	174
Other Fuel & Lubricants for Personal Transport Equipment	6	4
Land Transport Services	310	262
Bus & Train Fares	162	138
Point-To-Point Transport Services	124	108
Commuting Fares	24	10
Other Land Transport Services		6
Other Transport Services	174	131
Airfares	170	129
Seafares	4	1
Travel Insurance		1
Transport Services of Goods	4	8

**WEIGHTING PATTERN FOR 2019-BASED & 2024-BASED CONSUMER PRICE INDEX
(PER 10,000)**

(BASED ON S-COICOP 2022)

(continued)

Division, Group & Class	2019-Based CPI	2024-Based CPI
INFORMATION & COMMUNICATION	477	381
Information & Communication Equipment	75	91
Mobile Telephone Equipment		31
Equipment for the Reception, Recording & Reproduction of Sound & Vision	47	22
Information & Communication Equipment & Accessories nec		9
Information Processing Equipment	26	28
Unrecorded Recording Media	2	1
Software excl Games	2	3
Information & Communication Services	401	287
Fixed Communication Services		4
Mobile Communication Services	384	122
Internet, Bundled & Other Telecommunication Services		149
Information & Communication Services nec	17	12
RECREATION, SPORT & CULTURE	714	595
Recreation & Cultural Goods	8	9
Other Recreational Goods	34	33
Games, Toys & Hobbies		24
Equipment for Sport, Camping & Open-Air Recreation	34	9
Garden Products & Pets	20	27
Garden Products, Plants & Flowers	20	8
Pets & Products for Pets		19
Recreational Services	100	144
Other Recreational Services	7	3
Veterinary & Other Services for Pets		13
Recreational & Sporting Services	93	128

**WEIGHTING PATTERN FOR 2019-BASED & 2024-BASED CONSUMER PRICE INDEX
(PER 10,000)**

(BASED ON S-COICOP 2022)

(continued)

Division, Group & Class	2019-Based CPI	2024-Based CPI
Cultural Services	83	52
Services Provided by Cinemas, Theatres & Concert Venues		15
Services Provided by Museums & Cultural Sites	83	6
Photographic Services		7
Cultural Services nec		24
Newspapers, Books & Stationery	33	20
Newspapers & Others	15	6
Books, excl School Textbooks & Study Guides	18	5
Stationery & Drawing Materials		9
Holiday Expenses	436	310
Hotels		103
Chalets	122	1
Package Holidays	314	206
EDUCATION	670	579
General, Vocational & Higher Education	466	391
Primary Education	28	26
Secondary Education	35	39
Post-Secondary (Non-Tertiary) Education	28	20
Polytechnic Education	29	22
Other Education	346	284
Private Tuition & Other Educational Courses	196	184
School Textbooks & Study Guides	8	4

**WEIGHTING PATTERN FOR 2019-BASED & 2024-BASED CONSUMER PRICE INDEX
(PER 10,000)**

(BASED ON S-COICOP 2022)

(continued)

Division, Group & Class	2019-Based CPI	2024-Based CPI
MISCELLANEOUS GOODS & SERVICES	477	438
Personal Care	229	211
Hairdressing & Personal Grooming Services	93	95
Electric Appliances for Personal Care		4
Other Appliances, Articles & Products for Personal Care	136	112
Alcoholic Beverages & Tobacco	73	58
Alcoholic Beverages	21	23
Tobacco	52	35
Other Personal Effects	82	62
Jewellery & Watches	25	14
Devotional Articles & Articles for Religious & Ritual Celebrations	57	7
Other Personal Effects nec		41
Social Services	24	32
Other Miscellaneous Services	70	75

LIST OF ITEMS & OUTLETS SELECTED FOR PRICING IN THE 2024-BASED CPI

Division, Group & Class	Examples of Items Priced	Examples of Outlets of Price Information
FOOD EXCL FOOD & BEVERAGE SERVING SERVICES		
Rice & Cereal Products		
Rice	Thai white jasmine rice, Thai white rice, Brown/ red rice, Vietnam jasmine rice, Short-grain rice, Basmati rice	Wet markets, Supermarkets (including online supermarkets), Confectionaries and bakeries
Flour	Wheat flour, Corn flour	
Bread	Ordinary white bread, Enriched white bread, Wholemeal bread, Fruit loaf, French loaf, Buns	
Macaroni, Noodles & Similar Pasta Products	Fresh noodles, Instant noodles, Rice vermicelli, Pasta	
Biscuits & Cookies	Butter cookies, Chocolate cookies, Digestive biscuits, Cream crackers, Assorted biscuits	
Cakes & Pastries	Nonya, Chinese, Malay and Indian cakes/ pastries, Dim-sum, Western cakes, Curry puffs, Cream rolls and puffs, Waffles, Doughnuts, Tarts, Croissants	
Breakfast Cereals	Oats, Granola, Corn flakes	
Other Cereal Products nec	Muesli bars	
Meat		
Pork, Chilled or Frozen	Loin, Shoulder, Belly, Ribs, Minced	Wet markets, Supermarkets (including online supermarkets)
Beef, Chilled or Frozen	Striploin/ sirloin, Rib-eye, Minced, Cubes	
Mutton, Chilled or Frozen	Rack	
Poultry, Chilled or Frozen	Whole chickens, Spring chickens, Chicken wings, Chicken thighs/ drumsticks, Chicken fillets/ breasts, Ducks	
Meat, Preserved or Prepared	Bacon, Ham, Chicken and pork sausages/ hotdogs, Chicken nuggets, Meatballs, Luncheon meat, Grilled meat (bak kwa), Canned pork/ beef/ chicken, Satay	

LIST OF ITEMS & OUTLETS SELECTED FOR PRICING IN THE 2024-BASED CPI

(continued)

Division, Group & Class	Examples of Items Priced	Examples of Outlets of Price Information
Fish & Other Seafood		
Fish, Fresh or Chilled	Grouper, Horse mackerel (selar), Pomfret, Salmon, Sea bass, Sea bream (ang ko li), Snapper, Spanish mackerel (batang), Threadfin (kurau), Milkfish	Wet markets, Supermarkets (including online supermarkets), Chinese medicine stores
Fish, Frozen	Cod, Saba, Sutchi	
Other Seafood, Fresh, Chilled or Frozen	Prawns, Squids, Scallops	
Seafood Preparations	Dried anchovies (ikan bilis), Dried silver fish, Canned sardines and tuna, Dried prawns, Dried scallops, Dried cuttlefish, Dried sea slugs/ cucumbers, Abalone, Fish cakes, Fish balls, Fish fingers/ fillets, Sotong balls, Fish/ prawn crackers, Fish otar, Crab sticks	
Milk, Other Dairy Products & Eggs		
Milk	Fresh milk, UHT milk	Supermarkets (including online supermarkets), Wet markets
Other Milk & Cream	Infant milk powder (less than 1 year old), Children milk powder, Condensed milk, Adult milk powder, Soya bean milk	
Dairy Products nec	Cheese, Cultured milk, Yoghurt, All-purpose cream	
Eggs	Hen eggs, Quail eggs, Salted eggs, Preserved eggs	
Oils & Fats		
Vegetable Oils	Cooking oil, Canola oil, Sesame oil, Olive oil, Sunflower oil	Supermarkets (including online supermarkets)
Butter & Other Fats	Margarine, Butter	
Fruits & Nuts		
Tropical Fruits, Fresh	Bananas, Coconuts, Dragon fruits, Mangoes, Papayas, Pineapples, Avocados	Wet markets, Supermarkets (including online supermarkets), Chinese medicine stores
Citrus, Berries, Stone & Other Fruits, Fresh	Oranges, Apples, Grapes, Pears, Lemons, Strawberries, Blueberries, Kiwis, Watermelons, Honey dews	

LIST OF ITEMS & OUTLETS SELECTED FOR PRICING IN THE 2024-BASED CPI

(continued)

Division, Group & Class	Examples of Items Priced	Examples of Outlets of Price Information
<i>Fruits & Nuts (continued)</i>		
Fruit, Dried & Dehydrated	Dates, Dried longans, Prunes, Raisins, Wolfberries (Gou qi zi)	
Fruits, Canned or Bottled	Canned pineapples, Longans, Fruit cocktails	
Nuts & Seed, In Shell or Shelled	Pistachio nuts, Peanuts, Cashew nuts, Ginkgo nuts, Lotus seeds, Almonds, Dried horse chestnuts, Macadamia nuts, Chia seeds, Pumpkin seeds, Sunflower seeds	
<i>Vegetables</i>		
Leafy Vegetables, Fresh or Chilled	Chinese white cabbage, Broccoli, Cabbage, Cauliflower, Celery, Chinese kale (kailan), Baby bok choy (nai bai), Kang kong, Lettuce, Spinach (por choy/ puay leng/ bayam), Small mustard (chye sim), Spring onions, Taiwan peh chye, Water cresses, Parsley	Wet markets, Supermarkets (including online supermarkets), Chinese medicine stores
Fruit-Bearing Vegetables, Fresh or Chilled	Bitter gourds, Chillies, Corns, Cucumbers, Egg plants, French beans, Green peppers, Ladies' fingers, Long string beans, Pumpkins, Tomatoes, Snow Peas, Winter melon	
Root Vegetables, Fresh or Chilled	Potatoes, Sweet potatoes, Onions, Garlics, Gingers, Carrots, Radishes, Lotus roots, Turnips, Yams, Water chestnuts	
Other Vegetables, Fresh or Chilled	Golden mushrooms, Shitake mushrooms, Bean sprouts	
Vegetables, Frozen	French fries, Hash browns, Mixed vegetables	
Vegetables, Dried, Salted, Steamed or Smoked	Dried mushrooms, Dried fungi, Red, green and black beans, Dried chillies, Dried seaweed	
Vegetables, Canned or Bottled	Fermented beans, Baked beans, Pickled lettuce, Kimchi, Button mushrooms, Straw mushrooms, Young corns, Lo han chai	
Vegetables, Preserved or Prepared, Other Forms	Beancurds, Preserved bean curd (hoo joo), Tau pok, Bean curd sticks, Potato chips, Nachos	

LIST OF ITEMS & OUTLETS SELECTED FOR PRICING IN THE 2024-BASED CPI

(continued)

Division, Group & Class	Examples of Items Priced	Examples of Outlets of Price Information
Sugar, Confectionery & Desserts		
Sugar	White sugar, Rock sugar, Brown sugar, Sweetener	Wet markets, Supermarkets (including online supermarkets)
Jams, Fruit Jellies, Fruit Purée & Pastes, Honey	Kaya, Jam, Honey, Royal jelly, Manuka honey, Jelly/ pudding	
Nut Butter & Paste	Peanut butter	
Chocolate, Cocoa, & Cocoa-Based Food Products	Chocolates, Chocolate/ hazelnut spread	
Ice & Ice Cream	Ice cream (stick/ tub), Ice cube	
Sugar Confectionery & Desserts nec	Sweets, Gummies, Marshmallows	
Ready-Made Food & Other Food Products nec		
Ready-Made Food	Mushroom soups, Clam chowder, Meat pies, Sandwiches, Sushi, Assorted 'yong tau hoo', Roasted pork/ chicken/ duck, Instant lasagna/ rice	Wet markets, Supermarkets (including online supermarkets), Chinese medicine stores, Florists
Baby Food	Baby cereal, Baby food puree	
Salt, Condiments & Sauces	Soy sauces, Oyster sauces, Tomato sauces, Chilli sauces, Pasta sauces, Mayonnaise, Salad dressings, Vinegar, Salt, Seasoning sauces	
Spices, Culinary Herbs & Seeds	Curry powder, Curry sauces, Pre-packed Chinese herbal preparations, Spice powder, Star anise, Pandan leaf, Lemon grass, Tamarind	
Food Hampers, incl Fruits	Fruits hamper	
Other Food Products nec	Chicken broths/ cubes, Dried birds' nest, Prepared birds' nest, Essences/ extracts, Jelly powder, Herbal jelly	
Non-Alcoholic Beverages		
Fruit & Vegetable Juices	Orange juice, Carrot juice, Prune juice, Mixed fruit juice	Supermarkets (including online supermarkets), Chinese medicine stores
Coffee & Coffee Substitutes	Coffee powder, Instant coffee, Coffee beans	
Tea	Chinese and flower tea, Tea bags, Herbal tea, Japanese green tea, Instant milk tea	

LIST OF ITEMS & OUTLETS SELECTED FOR PRICING IN THE 2024-BASED CPI

(continued)

Division, Group & Class	Examples of Items Priced	Examples of Outlets of Price Information
Non-Alcoholic Beverages <i>(continued)</i>		
Cocoa & Malt-Based Drinks	Malted cocoa-based beverages	
Water	Mineral water	
Soft Drinks	Aerated soft drinks	
Non-Alcoholic Beverages nec	Non-aerated drinks, Cordials	
FOOD & BEVERAGE SERVING SERVICES		
Restaurants, Cafes & Pubs	Buffet meals, Steamboat/ BBQ, Chinese/ Malay/ Indonesian/ Indian/ Italian/ Korean/ Japanese/ Thai/ Western cuisine, Wedding lunch/ dinner	Restaurants, Cafes, Pubs
Fast Food Restaurants	Burgers, Sandwiches, Wraps and pizzas, Fried chicken, Beverages, Set meals	Fast food restaurants
Hawker Centres, and Food Courts, Coffee Shops & Kiosks	Coffee/ tea without milk, Coffee/ tea with milk, Milo, Canned drink, Fishball noodles, Mee rebus, Mee siam, Char kway teow, Sliced fish bee hoon, Wanton noodles, Char siew rice, Chicken rice, Duck rice, Chicken nasi biryani, Economical rice, Saba fish with rice, Chicken chop, Roti prata, Fried carrot cake, Ice kacang, Food/ beverages from kiosks	Hawker centres, Food courts, Coffee shops, Food kiosks
Other Catering Services, incl Vending Machines	Lunch/ dinner catering services (including confinement meals), Buffet catering services	Food caterers, Vending machines

LIST OF ITEMS & OUTLETS SELECTED FOR PRICING IN THE 2024-BASED CPI*(continued)*

Division, Group & Class	Examples of Items Priced	Examples of Outlets of Price Information
CLOTHING & FOOTWEAR		
Clothing		
Garments	Shirts (incl. made-to-measure), Blouses (incl. made-to-measure), T-shirts, Suits, Dresses (incl. made-to-measure), Jackets/ sweaters/ blazers, Cardigans, Jeans, Trousers/ pants (incl. made-to-measure), Shorts and bermudas, Slacks, Sarong, Sari, Swimming trunks/ costumes, Parka/ overcoat, Briefs/ boxers/ panties, Socks, Leggings/ tights, Brassieres, Long Johns, Pyjamas and night-dresses, School uniforms, Gift sets, Vests, Rompers	Supermarkets, Department stores, Clothing stores for men/ women/ children (including online stores), Sporting apparel/ equipment stores, Tailoring/ dressmaking shops, Personal care stores, Uniform shops, Children's products stores
Other Articles of Clothing & Clothing Accessories	Belts, Scarves, Shawls, Caps/ hats, Mittens, Bibs	
Cleaning, Repair, Tailoring & Rental of Clothing	Dry cleaning, Laundrette (self-service), Alteration of dresses/ pants/ jeans, Hiring of wedding/ evening gowns	Laundry shops, Laundromats, Bridal studios
Footwear	Dress shoes, Sandals, Slippers, High heel shoes, Boots, Flat shoes, Sports shoes/ sneakers	Department stores, Shoe stores (including online stores), Sporting apparel/ equipment stores
HOUSING & UTILITIES		
Accommodation		
Actual Rentals for Housing	Monthly rentals for whole houses and rooms (including hostels)	Government agencies, Universities
Imputed Rentals for Housing	Monthly rentals for whole houses	Government agencies
Housing Maintenance & Repairs	Monthly service and conservancy charges for HDB flats, Management fees for non-HDB flats, Repairs and renovation of house/ room, Paint, Door fittings, Fixed electric accessories, Biometric door lock system, Housing insurance	Town councils, Management Corporation Strata Titles (MCST), Renovation contractors, Hardware stores, Insurance companies

LIST OF ITEMS & OUTLETS SELECTED FOR PRICING IN THE 2024-BASED CPI*(continued)*

Division, Group & Class	Examples of Items Priced	Examples of Outlets of Price Information
Utilities & Other Fuels		
Water Supply	Water price for domestic consumption (including sanitary appliances/ sewer fees)	Government agencies, LPG retailers, Electricity retailers
Refuse Collection	Monthly domestic refuse removal fees	
Electricity	Electricity cost for domestic consumption	
Gas	Gas tariffs for domestic consumption of piped gas, Liquefied Petroleum Gas (LPG)	
HOUSEHOLD DURABLES & SERVICES		
Furniture & Furnishings	Mattresses, Beds, Wardrobes, TV cabinets, Tables, Chairs, Sitting room sets, Dining room sets, Kitchen cabinets, Shoeracks, Wall mirrors, Ceiling lights, Posters and photo frames	Furniture stores, Renovation contractors, Electrical and electronic appliance stores, Department stores, Supermarkets (including online supermarkets), Homeware stores
Household Textiles	Pillows and bolsters, Pillows/ mattress protectors, Bedsheets, Quilts, Curtain materials, Roller blinds, Linens, Door/ bathroom mats	Furniture stores, Department stores, Supermarkets (including online supermarkets), Homeware stores
Household Appliances		
Major Household Appliances	Refrigerators, Air-conditioners, Vacuum cleaners, Washing machines/ dryers, Air purifiers, Dehumidifier, Microwave/ electric ovens, Water heaters, Water filter, Dry cabinets	Furniture stores, Renovation contractors, Electrical and electronic appliance stores, Department stores, Supermarkets (including online supermarkets), Homeware stores
Small Household Appliances	Cookers and burners, Irons, Fans, Rice cookers, Kettles, Coffee makers, Mixers/ blenders, Electrical steamboat, Air fryers, Oven toasters, Ironing boards	
Repair & Installation of Household Appliances	Repairs and servicing of air-conditioners	Air-conditioning specialists

LIST OF ITEMS & OUTLETS SELECTED FOR PRICING IN THE 2024-BASED CPI

(continued)

Division, Group & Class	Examples of Items Priced	Examples of Outlets of Price Information
Glassware, Tableware & Household Utensils	Chinaware, Plastic ware, Glassware, Forks, spoons and knives, Choppers, Pots and pans, Can openers, Ladles, Plastic colander, Chopping boards, Plastic pails, Laundry baskets, Dustbins, Thermos flasks, Baby feeding accessories	Furniture stores, Department stores, Supermarkets (including online supermarkets), Homeware stores
Tools & Equipment for House & Garden	Electric bulbs/ fluorescent tubes, Power adapters, Torch lights, Electrical extension cords, Hand tools, Batteries, Gardening tools	Furniture stores, Department stores, Supermarkets (including online supermarkets), Homeware stores
Household Services & Supplies Non-Durable Household Goods	Laundry soap powder, Liquid laundry detergents, Fabric softeners, Fabric bleach, Dishwashing detergents, Floor cleaners, Disinfectants, Glass, kitchen and drain pipe cleaners, Brushes and mops, Kitchen towels, Disposable cups/ plates/ forks/ spoons, Storage bags, Aluminium foil, Air fresheners, Insecticides, Clothes' hangers and pegs, Hooks, Kitchen lighters, Wiper sheets, Candles	Supermarkets (including online supermarkets), Homeware stores, Furniture stores, Personal care stores, Department stores, MDW agencies, Confinement nanny agencies, Gardening and pest control specialists, Government agencies
Domestic Services & Household Services	Salaries for MDWs, Government levies on MDWs, Confinement nanny services, Part-time domestic house cleaning charges, Garden maintenance fees, Pest control fees	
Other Insurance nec	Accident insurance for MDWs	Insurance companies

LIST OF ITEMS & OUTLETS SELECTED FOR PRICING IN THE 2024-BASED CPI

(continued)

Division, Group & Class	Examples of Items Priced	Examples of Outlets of Price Information
HEALTH		
Medicines & Health Products		
Medicines & Health Supplements	Pills/ tablets/ capsules, Syrup, Lozenges and medicinal sweets, Vitamins, Fish oil and omega-3 fatty acids, Evening primrose oil, Probiotics, Joint and bone health supplement, Chinese fine herbs, Chinese general herbs, Chinese pills, Fruit salt, Antiseptic cream, Eye drops, Medicated ointments/ oils/ plasters, External application gels	Pharmacies, Supermarkets (including online supermarkets), Chinese medicine stores, Eyewear shops, Health products/ equipment stores
Medical Products	Nose inhalers, Plasters, Cotton wools, Dressings, COVID self-test kits, Digital thermometers, First aid kits, Pregnancy test kits, Face masks, Blood glucose meters, Blood pressure meters	
Assistive Products	Spectacles, Contact lenses, Solution for contact lens, Walkers, Handheld massagers, Massage chairs, Knee supports, Wheelchairs, Hearing aids, Adult diapers	
Outpatient Care Services		
Fees at Polyclinics	Medical fees at polyclinics	Polyclinics, Acute hospitals, National specialty centres, Medical clinics, Dental clinics, Traditional Chinese Medicine clinics, Home/ centre based service providers
Fees at General Practitioners (GP) Clinics	Medical fees at General Practitioners (GP) clinics	
Fees at Specialist Outpatient Clinics	Medical fees for specialist services (e.g. cardiology, obstetrics and gynaecology, ophthalmology, renal medicine, radiology and oncology, etc)	
Outpatient Dental Services	Tooth extraction fees, Scaling and polishing/ filling/ crowning fees, Root canal treatment fees, Orthodontic fees, Dentures fitting fees, X-ray fees	
Outpatient Care Services nec	Home/ centre based services, Traditional, Complementary and Alternative Medicine (TCAM) services	

LIST OF ITEMS & OUTLETS SELECTED FOR PRICING IN THE 2024-BASED CPI*(continued)*

Division, Group & Class	Examples of Items Priced	Examples of Outlets of Price Information
Inpatient Care Services	Ward fees, Daily treatment fees, Surgical operation fees (including operating theatre fees), Diagnostic imaging fees, Medical laboratory fees, Delivery fees (including maternity packages), Physiotherapy fees, Community hospital services, Inpatient hospices services, Nursing home services	Acute hospitals, Community hospitals, Inpatient hospices, Nursing homes
Other Health Services		
Diagnostic Imaging Services & Medical Laboratory Services	Diagnostic imaging fees, Medical laboratory fees, Health screening programmes	Acute hospitals, Polyclinics, Medical clinics
Patient Emergency Transportation Services & Emergency Rescue	Ambulance services, A&E fees	
Health Insurance	MediShield Life, Integrated shield plans, Integrated shield plan riders	Government agencies, Insurance companies
TRANSPORT		
Private Transport		
Motor Cars	Purchase of new cars/ used cars	Car/ motorcycle dealers, Supermarkets, Sporting equipment stores, Parts and accessories stores for personal transport vehicle (including online stores), Tyres shops, Petrol companies, Electric vehicle charging operators, Motor vehicle service centres, Automotive mechanics shops, Driving centres, Government agencies, Motor vehicle inspection centres, Carpark management operators, Car rental service providers, Insurance companies
Motorcycles	Purchase of new motorcycles	
Bicycles	Non-powered and powered bicycles	
Parts & Accessories for Personal Transport Equipment	Car tyres, Batteries, Spark plugs, Oil filters, Brake shoes/ pads, Cleaning and maintenance products, Helmets	
Petrol	Petrol, 98 Octane/ 95 Octane/ 92 Octane	
Other Fuel & Lubricants for Personal Transport Equipment	Engine/ motor oil, Diesel, Electric for cars	
Maintenance & Repair of Personal Transport Equipment	Repairs and servicing of cars, Repairs and servicing of motorcycles, Repairs and servicing of bicycles, Car wash and grooming	

LIST OF ITEMS & OUTLETS SELECTED FOR PRICING IN THE 2024-BASED CPI

(continued)

Division, Group & Class	Examples of Items Priced	Examples of Outlets of Price Information
Private Transport <i>(continued)</i>		
Other Services in respect of Personal Transport Equipment	Driving lesson fees, Driving test fees, Car inspection fees, Parking fees, Electronic road pricing charges, Toll charges, Road taxes, Car rentals	
Insurance connected with Transport	Car insurance, Motorcycle insurance	
Land Transport Services		
Bus & Train Fares	Bus fares, Train fares	Government agencies, Taxi and private hire car companies, Private bus/ coach/ railway companies
Point-to-Point Transport Services	Metered and flat fares	
Commuting Fares	Commuting fares to and from school and office	
Other Land Transport Services	Railway and coach fares (e.g. from Singapore to Malaysia)	
Other Transport Services		
Airfares	Airfares for full-fledged and low-cost carriers	Travel agencies, Airlines, Ferry companies, Insurance companies
Seafares	Seafares	
Travel Insurance	Travel insurance	
Transport Services of Goods	Postage for letters, Courier/ despatch services, Moving services, Delivery of goods	Postal and courier service providers, Moving service providers
INFORMATION & COMMUNICATION		
Information & Communication Equipment		
Mobile Telephone Equipment	Mobile phones	Telecommunication service providers, Electrical and electronic appliance stores, Gadgets/ accessories stores
Information Processing Equipment	Personal computers and laptops, Tablet computers, Printers, Mouse, Printer cartridges	
Equipment for the Reception, Recording & Reproduction of Sound & Vision	Television sets, Hi-fi and home theatre systems, Soundbars	
Unrecorded Recording Media	Hard disks, Memory cards	
Information & Communication Equipment & Accessories nec	Mobile phone chargers and accessories	

LIST OF ITEMS & OUTLETS SELECTED FOR PRICING IN THE 2024-BASED CPI*(continued)*

Division, Group & Class	Examples of Items Priced	Examples of Outlets of Price Information
Software excl Games	Computer software	Software providers
Information & Communication Services		
Fixed Communication Services	Telephone call charges, Telephone value added service charges	Telecommunication service providers, Pay-TV providers, Video and music streaming service providers, Storage service providers
Mobile Communication Services	Mobile phone subscription fees, Mobile phone call charges, Mobile phone charges for SMS and caller ID, Mobile phone add-on-services charges, Prepaid calling cards, Data usage charges, Roaming charges, Data roaming charges	
Internet, Bundled & Other Telecommunication Services	Net storage services, Fibre broadband subscription fees, Bundled packages for information and communication services	
Information & Communication Services nec	Subscription fees for Pay-TV, online video streaming and online music streaming	
RECREATION, SPORT & CULTURE		
Recreation & Cultural Goods	Digital cameras, Tripods, Pianos, Guitars, Violins	Electrical and electronic appliance stores, Musical instrument stores
Other Recreational Goods		
Games, Toys & Hobbies	Board games, Electronic/ video games, Toys	Department stores, Children's products stores, Sporting equipment stores
Equipment for Sport, Camping & Open-Air Recreation	Sports goods, Game-specific sportswear and footwear	
Garden Products & Pets		
Garden Products, Plants & Flowers	Potted plants, Cut flowers, Flower bouquets, Artificial flowers, Flower pots/ plates	Florists (including those at wet markets), Pet shops
Pets & Products for Pets	Food for pets, Food and treat for dogs and cats, Equipment and accessories for fishes	

LIST OF ITEMS & OUTLETS SELECTED FOR PRICING IN THE 2024-BASED CPI

(continued)

Division, Group & Class	Examples of Items Priced	Examples of Outlets of Price Information
Recreational Services		
Other Recreational Services	Rental of sports and recreation equipment, Subscription to online games	Stores providing rental of sports and recreation equipment, Online digital service providers,
Veterinary & Other Services for Pets	Veterinary charges/ treatment fees for pets, Grooming services for pets	Veterinary clinics, Sports/ recreational facilities, Amusement parks, Gyms, Community centres
Recreational & Sporting Services	Admission charges to games and sports matches, amusement parks, Gym membership fees, Bowling fees, Rentals of sports facilities, Subscription fees for country/ golfing clubs, Coin-operated entertainment fees, Course fees for sports and recreational lessons, Rental of KTV room	
Cultural Services		
Services Provided by Cinemas, Theatres & Concert Venues	Admission charges to cinemas, Admission charges to concert halls	Cinemas, Concert halls, Ticketing agencies, Places of interest, Bridal stores, Community centres, Town councils
Services Provided by Museums & Cultural Sites	Admission charges to places of interest	
Photographic Services	Hire of wedding photographer, Photo printing services	
Cultural Services nec	Bridal packages, Course fees for cultural and art lessons, Rental of facilities for social functions	
Newspapers, Books & Stationery		
Books, excl School Textbooks & Study Guides	Books, Comics	Bookstores (including online bookstores), News agents, Stationery stores
Newspapers & Others	Newspapers (including electronic subscription), Greeting cards, Posters	
Stationery & Drawing Materials	Exercise books and writing pads, Copy papers, Pencils (incl. lead refills), Pens (incl. refills), Files, Highlighters, Tapes, Rulers, Erasers	
Holiday Expenses		
Hotels	Accommodation charges for holidays in Singapore and overseas	Hotels, Home-stay providers, Local resorts/ chalets, Travel agencies (including online travel agencies), Cruise lines
Chalets	Rentals of bungalows and chalets	
Package Holidays	Packaged tours, Cruise fares	

LIST OF ITEMS & OUTLETS SELECTED FOR PRICING IN THE 2024-BASED CPI*(continued)*

Division, Group & Class	Examples of Items Priced	Examples of Outlets of Price Information
EDUCATION		
General, Vocational & Higher Education		
Primary Education	Fees at Primary schools, Special education schools	Preschools, Government agencies, Primary schools, Secondary schools, Junior Colleges, Institute of Technical Education, Polytechnics, Local and overseas universities, Private education institutions
Secondary Education	Fees at Secondary schools, Special education schools	
Post-Secondary (Non-Tertiary) Education	Fees at Junior colleges, Centralised Institute, Institute of Technical Education	
Polytechnic Education	Fees for diploma courses at Polytechnics	
Other Education	Childcare centre fees, Kindergarten fees, Early Intervention Programme fees, Fees for diploma courses at other institutions and courses with qualification awarded by professional bodies, Fees for undergraduate and postgraduate courses	
Private Tuition & Other Educational Courses	Home and centre tuition fees, Enrichment and other course fees	Private education institutions, Tuition/ Enrichment centres, Music and dance schools, Language centres, Community centres, Online course providers
School Textbooks & Study Guides	School textbooks, Assessment books/ papers	Bookstores (including online bookstores)
MISCELLANEOUS GOODS & SERVICES		
Personal Care		
Hairdressing & Personal Grooming Services	Haircut, Hair colouring/ highlighting, Hair perming, Hair treatment, Rebonding/ straightening, Hair styling, Facial treatment, Slimming treatment, Manicure and pedicure, Spa treatment (including body massage), Eyebrow embroidery, Eyelash extension, Body hair removal	Hairdressing salons, Beauty salons, Supermarkets (including online supermarkets), Electrical and electronic appliance stores, Department stores, Personal care stores

LIST OF ITEMS & OUTLETS SELECTED FOR PRICING IN THE 2024-BASED CPI

(continued)

Division, Group & Class	Examples of Items Priced	Examples of Outlets of Price Information
Personal Care <i>(continued)</i>		
Electric Appliances for Personal Care	Electric shavers, Hairdryers, Electric toothbrushes	
Other Appliances, Articles & Products for Personal Care	Perfumes, Deodorants and body sprays, Aromatherapy products, Face cream and cleansing products, Face powder, Eye cream and make-ups, Lipsticks, Hand and body lotions, Sunblock, Body powder, Shampoos/ conditioners, Hair cream, Hairstyling products, Hair dyes and colourants, Hair accessories, Bar soaps, Shower foams, Toothpastes, Toothbrushes, Dental flosses, Razors, Sanitary napkins, Baby diapers, Toilet papers, Tissue papers, Cotton swabs, Nail clippers	
Alcoholic Beverages & Tobacco		
Alcoholic Beverages	Brandy, Whisky, Liqueur, Vodka, Red and white wine, Tonic wine, Champagne, Soju, Sake, Beer, Stout	Supermarkets (including online supermarkets), Tobacco companies
Tobacco	Cigarettes	
Other Personal Effects		
Jewellery & Watches	Watches, Costume jewellery	Wet markets, Supermarkets (including online supermarkets), Watch stores, Department stores, Jewellery stores, Handbag stores, Luggage stores, Children's products stores, Eyewear shops
Devotional Articles & Articles for Religious & Ritual Celebrations	Joss sticks, Joss papers	
Other Personal Effects nec	Handbags, Wallets and purses, Suitcases, Pouches, School bags, Passport cases, Cosmetic bags, Shopping trolleys, Reusable bags, Baby carrier, Prams and strollers, Bouncing cradles, Umbrellas, Sunglasses	
Social Services	Student care services, Infant care services, Day care services	Student care centres, Infant care centres, Day care centres

LIST OF ITEMS & OUTLETS SELECTED FOR PRICING IN THE 2024-BASED CPI*(continued)*

Division, Group & Class	Examples of Items Priced	Examples of Outlets of Price Information
Other Miscellaneous Services	Term-life insurance, Housing mortgage loan insurance, Accident insurance, Bank charges, Subscriptions to trade unions, Professional clubs and societies, Passport fees, Legal service fees, Employment agency commission fees for MDWs, Overdue charges for late return of library books, Identity card registration/ replacement fees, Fees for Funeral services	Insurance companies, Financial institutions, Legal firms, Trade unions, Professional clubs and societies, Government agencies, MDW agencies

SINGAPORE DEPARTMENT OF STATISTICS COMMUNICATIONS & INFORMATION SERVICES

The Singapore Department of Statistics (DOS) offers official statistics, data insights, visualisations, and statistical resources through user-friendly platforms.



SingStat Website

Visit this convenient gateway to access latest data and statistical information.

Data across the six major themes of Economy & Prices, Industry, Trade & Investment, Population, Households, and Society covering some 200 topics such as Gross Domestic Product, Consumer Price Index, Retail Sales and Food & Beverage Services Indices, Producer Price Indices, Business Expectations, Business Receipts Index, Trade in Services, Direct Investment, Population Indicators, Household Income, Household Expenditure, Deaths and Life Expectancy, Births and Fertility, Marriages and Divorces, and more.

Publications

- **Statistics Singapore Newsletter** - features articles on latest key statistical activities, recent survey findings, and methodological improvements.
- **Information Papers** - highlight conceptual and methodological changes and improvements in official statistics.
- **Occasional Papers** - present statistical trends and observations on important social and economic issues to stimulate discussion and research.
- **eBook of Statistics** - consolidates latest information and resources on key economic and socio-demographic domains.
- **Singapore in Figures** - allows exploration of key economic and socio-demographic statistics through interactive dashboards.

Visualisations such as infographics and interactive dashboards with latest data, and videos to explain data and statistical concepts.

Businesses Insights Tool for Enterprises (BITE) serves businesses with bite-sized data for big decisions, giving firms insights on their customers, industries, and business performance.

Advance Release Calendar with dates of upcoming data and publication releases in the next six months.



SingStat Table Builder

Access over 2,400 data tables for free across various economic and socio-demographic domains from 70 public sector agencies. Watch the [video](#) to find out how you can easily access and customise data tables.



SingStat Express

Subscribe to receive alerts on the latest press releases, occasional/ information papers, and newsletters.



SingStat Mobile App

Download the app for fast and convenient access to commonly used statistics from your mobile devices.

Over 300 charts are available across over 40 data categories for easy access to visualise data trends.



For statistical enquiries, you may reach us at:

✉ email: info@singstat.gov.sg or submit the [Data Request Form](#)

☎ phone: 1800-323 8118* (Local users) or (65) 6332 7738 (Overseas users)

* Calls from mobile telephone lines to 1800 local toll-free number may be subject to mobile airtime charges as imposed by the relevant mobile service provider.

Find us on social media!



@SingStat



@singstat_dos



@SingStatvideo



@sg-department-of-statistics

DEPARTMENT OF
STATISTICS
SINGAPORE



— Empowering You with Trusted Data —