

# UNDERSTANDING


## AGE-SPECIFIC FERTILITY RATE & TOTAL FERTILITY RATE



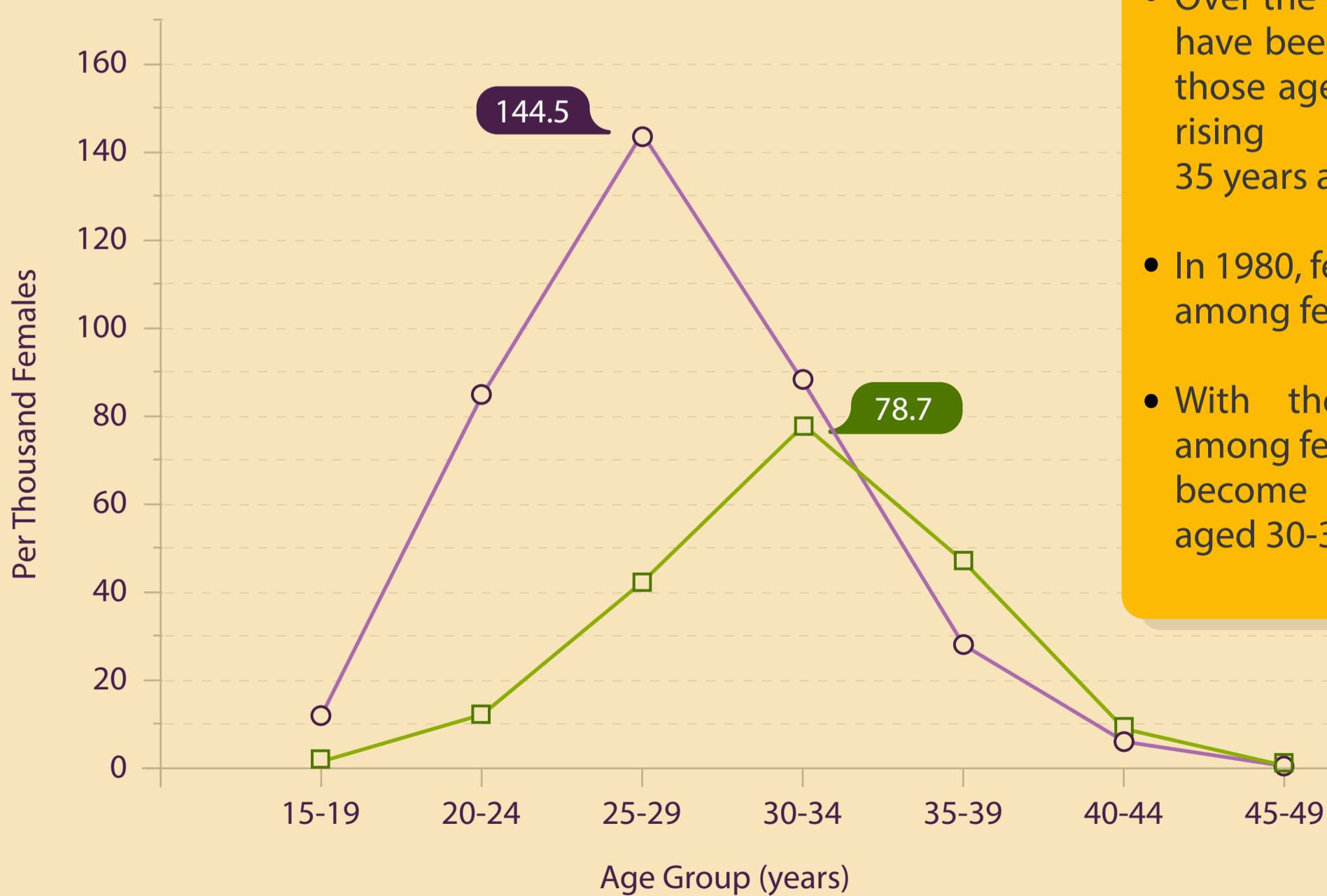
### AGE-SPECIFIC FERTILITY RATE

Age-specific fertility rate (ASFR) is the number of live-births born to females of a specific age group, out of every thousand females in the same age group.

*Illustration for computation of ASFR for 25-29 years*



### Resident Age-Specific Fertility Rates, 1980 & 2023



- Over the years, the resident ASFRs have been gradually declining for those aged below 35 years, while rising for those aged 35 years and over.
- In 1980, fertility rates were highest among females aged 25-29 years.
- With the delay in childbirth among females, fertility rates have become highest among females aged 30-34 years instead.

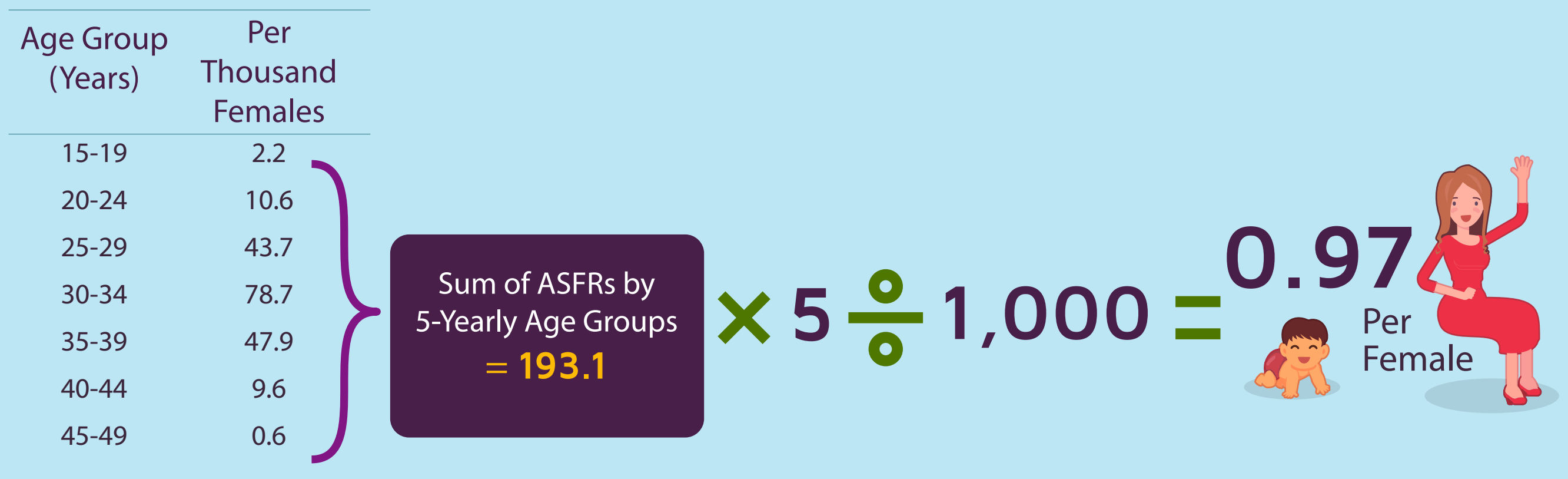


○ 1980	12.7	84.9	144.5	87.8	28.0	5.8	0.5
□ 2023	2.2	10.6	43.7	78.7	47.9	9.6	0.6

# TOTAL FERTILITY RATE

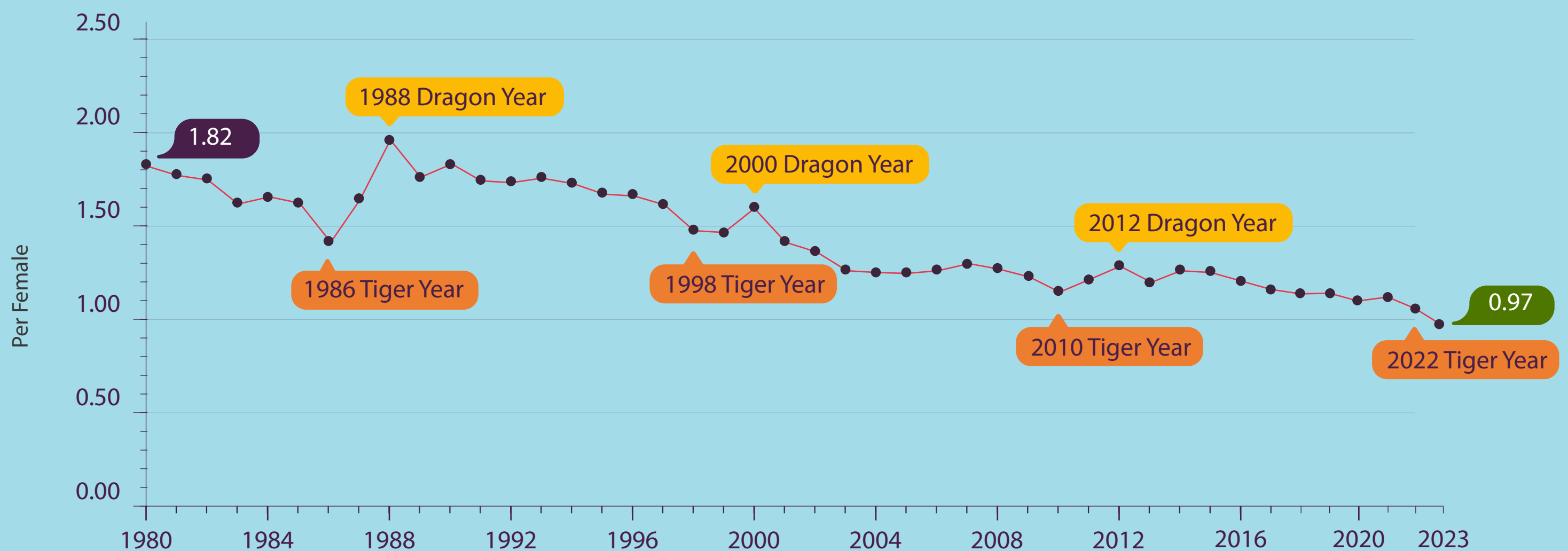
Total fertility rate (TFR) refers to the average number of live-births each female would have during her reproductive years if she were subject to the prevailing ASFRs in the population in the given year. Mathematically, it is 5 times the sum of the ASFRs by 5-yearly age groups, over the female reproductive ages for the reference period.

Illustration for computation of 2023 TFR using ASFRs



**Note:** Dividing by 1,000 is required since the ASFRs are expressed as per thousand females while the TFR is expressed as per female.

## Resident Total Fertility Rate



The resident TFR has been gradually declining over the past decades (similar to the experience in many developed societies) and is at 0.97 for 2023.