

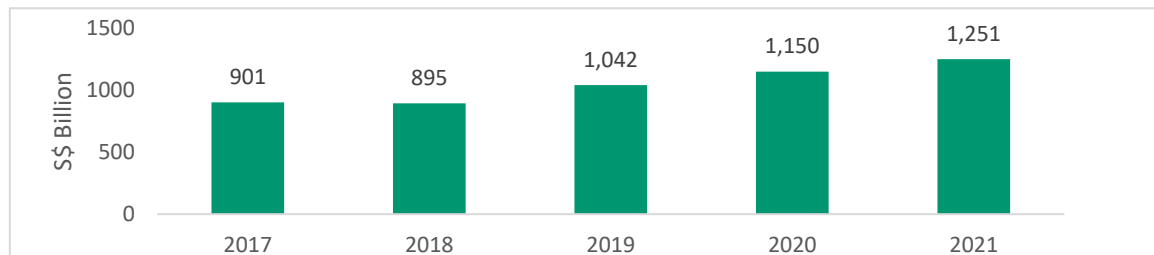


Singapore's Direct Investment Abroad (Stock as at Year-End)

2021

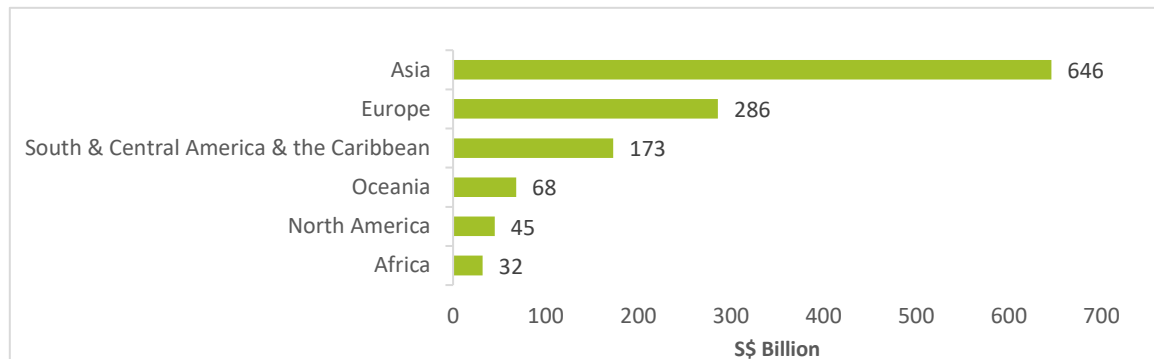
SINGAPORE'S DIRECT INVESTMENT ABROAD

The stock of Singapore's Direct Investment Abroad (DIA) by the corporate sector grew by 8.8% to reach \$1,251 billion at end 2021, from \$1,150 billion at end of the previous year.



DIRECT INVESTMENT ABROAD BY REGION

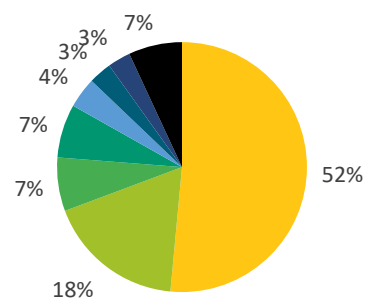
Asia was Singapore's top investment region as at end 2021 (with total investment of \$646 billion or 52% of total DIA), followed by Europe (\$286 billion or 23%) and South & Central America & the Caribbean (\$173 billion or 14%).



DIRECT INVESTMENT ABROAD BY INDUSTRY ABROAD

Finance & Insurance, Manufacturing, Wholesale & Retail Trade and Real Estate were the top industries abroad for Singapore's investment at end 2021, accounting for 84% of total DIA.

- Finance & Insurance
- Manufacturing
- Wholesale & Retail Trade
- Real Estate
- Information & Communications
- Professional and Administrative & Support Services
- Transportation & Storage
- Others



Latest data and detailed statistical time series are available at:
go.gov.sg/diadata

Or through the QR code below



Explore data trends via the DIA Infographic and Dashboard at

Infographic: <https://go.gov.sg/sdiinfo>

Dashboard: <https://go.gov.sg/diadb>

Or through the QR code below



Or through the QR code below



DIA Technical Notes are available at
<https://go.gov.sg/dianotes>

Or through the QR Code below



Singapore Department of Statistics
28 March 2023

For enquiries, please contact:

Ms Cheng Ze Ying T (+65) 63328347 E CHENG_Ze_Ying@singstat.gov.sg

Mr Brian Goh T (+65) 68358918 E Brian_GOH@singstat.gov.sg

Find us on

